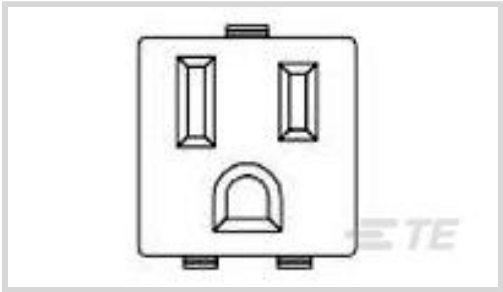




Connectors > Power Connectors > Panel & PCB Outlets



Connector & Contact Terminates To: **Wire & Cable**

Contact Current Rating (Max): **15 A**

Housing Color: **Orange**

Wire Size: **12 AWG, 14 AWG**

Housing Material: **Nylon**

Features

Product Type Features

Connector System	Cable-to-Panel
Connector & Contact Terminates To	Wire & Cable

Configuration Features

Number of Positions	3
---------------------	---

Body Features

Cover Material	Nylon
Cover Color	Black

Contact Features

Contact Base Material	Brass
Contact Current Rating (Max)	15 A

Termination Features

Termination Method to Wire & Cable	FASTON Tab
------------------------------------	------------

Mechanical Attachment

Connector Mounting Type	Panel Mount
-------------------------	-------------

Housing Features

Centerline (Pitch)	12.7 mm[.5 in]
Housing Color	Orange



Housing Material	Nylon
------------------	-------

Dimensions

Wire Size	12 AWG, 14 AWG
Product Height	26.9 mm[1.06 in]
Product Width	26.9 mm[1.06 in]
Product Depth	30.3 mm[1.19 in]

Usage Conditions

Operating Temperature Range	-40 – 110 °C[-40 – 230 °F]
-----------------------------	----------------------------

Operation/Application

Circuit Application	Power
---------------------	-------

Product Compliance

For compliance documentation, visit the product page on TE.com>

EU RoHS Directive 2011/65/EU	Compliant
EU ELV Directive 2000/53/EC	Compliant
China RoHS 2 Directive MIIT Order No 32, 2016	No Restricted Materials Above Threshold
EU REACH Regulation (EC) No. 1907/2006	Current ECHA Candidate List: JUNE 2024 (241) Candidate List Declared Against: JUNE 2022 (224) Does not contain REACH SVHC
Halogen Content	Not Low Halogen - contains Br or Cl > 900 ppm.
Solder Process Capability	Not applicable for solder process capability

Product Compliance Disclaimer

This information is provided based on reasonable inquiry of our suppliers and represents our current actual knowledge based on the information they provided. This information is subject to change. The part numbers that TE has identified as EU RoHS compliant have a maximum concentration of 0.1% by weight in homogenous materials for lead, hexavalent chromium, mercury, PBB, PBDE, DBP, BBP, DEHP, DIBP, and 0.01% for cadmium, or qualify for an exemption to these limits as defined in the Annexes of Directive 2011/65/EU (RoHS2). Finished electrical and electronic equipment products will be CE marked as required by Directive 2011/65/EU. Components may not be CE marked. Additionally, the part numbers that TE has identified as EU ELV compliant have a maximum concentration of 0.1% by weight in homogenous materials for lead, hexavalent chromium, and mercury, and 0.01% for cadmium, or qualify for an exemption to these limits as defined in the Annexes of Directive 2000/53/EC (ELV). Regarding the REACH Regulation, the information TE provides on SVHC in articles for this part number is based on the latest European Chemicals Agency (ECHA) ‘Guidance on requirements for substances in articles’ posted at this URL: <https://echa.europa.eu/guidance-documents/guidance-on-reach>

Compatible Parts





TE Part # 62531-1

205 FASTON TAB 18-14 AWG TPBR



TE Part # 796285-1

HOUSING, CONV OUTLET, DUMMY

Customers Also Bought



TE Part #206305-1

CPC PLUG ASSEMBLY SIZE 23-37



TE Part #543633P064

SCT-NO.1-E6-0-STK



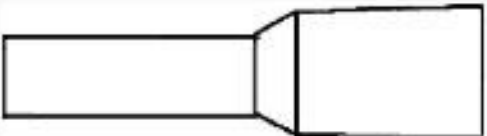
TE Part #2823064-1

M12-DUST CAP-FEMALE CONN-IP67-W/O SLEEVE



TE Part #208979-2

CONV OUTLET ASSY (BLACK)



TE Part #1-966067-9

FER,WIRE,PL SLV,4.00/12,L10,GREY,LP



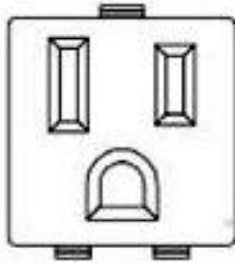
TE Part #1375819-2

CST-100 II CONTACT 15 GOLD PLT



TE Part #61299-1

SPLICE 7000-12500 .031 TPST



TE Part #1-208979-4

CONV OUTLET ASSY (PUTTY WHITE)



TE Part #1776293-1

TSB23001DS=EUROPA TERM BLK, 8MM



TE Part #7-2176529-8

3504G 3A 324R 1% 1K RL

Documents

Product Drawings

CONV OUTLET ASSEMBLY (ORANGE)

English

CAD Files

Customer View Model

ENG_CVM_CVM_1-208979-2_AE.2d_dxf.zip

English

3D PDF



3D

Customer View Model

[ENG_CVM_CVM_1-208979-2_AE.3d_igs.zip](#)

English

Customer View Model

[ENG_CVM_CVM_1-208979-2_AE.3d_stp.zip](#)

English

By downloading the CAD file I accept and agree to the [Terms and Conditions](#) of use.

Datasheets & Catalog Pages

[POWER_CONNECTORS_CATALOG_SEC08_AC_INPUTS](#)

English

Instruction Sheets

[Instruction Sheet \(U.S.\)](#)

English

Agency Approvals

[UL Report](#)

English