



Connectors > Automotive Connectors > Automotive Housings



Connector System: **Wire-to-Wire**  
Number of Positions: **2**  
Connector & Housing Type: **Housing for Female Terminals**  
Centerline (Pitch): **4 mm [ .157 in ]**  
Sealable: **Yes**

Features

Product Type Features

Mixed & Hybrid Connector	No
Connector Shape	Rectangular
Connector System	Wire-to-Wire
Connector & Housing Type	Housing for Female Terminals
Sealable	Yes
Connector & Contact Terminates To	Wire & Cable
Primary Locking Feature	On the Terminal

Configuration Features

Number of Positions	2
Number of Rows	1

Electrical Characteristics

Operating Voltage	12 VDC
Nominal Voltage Architecture	12 V

Body Features

Cable Exit Angle	180°
Primary Product Color	Natural
Connector & Keying Code	B

Contact Features



Contact Size	1.2mm
Contact Type	Receptacle
Mating Tab Width	1.2 mm[.047 in]
Contact Current Rating (Max)	25 A

Mechanical Attachment

Terminal Position Assurance	Yes
Strain Relief	Without
Mating Alignment Type	Keyed
Mating Alignment	With
Connector Mounting Type	Cable Mount (Free-Hanging)

Housing Features

Housing Material	PA GF
Centerline (Pitch)	4 mm[.157 in]

Dimensions

Connector Height	14.8 mm[.583 in]
Product Width	26.5 mm[1.043 in]
Product Length	15 mm[.591 in]

Usage Conditions

Operating Temperature (Max)	70 °C, 75 °C, 80 °C, 85 °C, 90 °C, 100 °C, 105 °C, 110 °C, 120 °C, 125 °C, 130 °C[158 °F][167 °F][176 °F][185 °F][194 °F][212 °F][221 °F][230 °F][248 °F][257 °F][266 °F]
Operating Temperature Range	-40 – 130 °C[-40 – 266 °F]

Operation/Application

Circuit Application	Power
---------------------	-------

Industry Standards

Degree of Protection	IP6K9K
----------------------	--------

Packaging Features

Packaging Quantity	2000
Packaging Method	Box

Other

Serviceable	Yes
Connector Position Assurance Capable	No



Product Compliance

For compliance documentation, visit the product page on TE.com>

EU RoHS Directive 2011/65/EU	Compliant
EU ELV Directive 2000/53/EC	Compliant
China RoHS 2 Directive MIIT Order No 32, 2016	No Restricted Materials Above Threshold
EU REACH Regulation (EC) No. 1907/2006	Current ECHA Candidate List: JUNE 2024 (241) Candidate List Declared Against: JUNE 2024 (241) Does not contain REACH SVHC
Halogen Content	Low Halogen - Br, Cl, F, I < 900 ppm per homogenous material. Also BFR/CFR/PVC Free
Solder Process Capability	Not applicable for solder process capability

Product Compliance Disclaimer

This information is provided based on reasonable inquiry of our suppliers and represents our current actual knowledge based on the information they provided. This information is subject to change. The part numbers that TE has identified as EU RoHS compliant have a maximum concentration of 0.1% by weight in homogenous materials for lead, hexavalent chromium, mercury, PBB, PBDE, DBP, BBP, DEHP, DIBP, and 0.01% for cadmium, or qualify for an exemption to these limits as defined in the Annexes of Directive 2011/65/EU (RoHS2). Finished electrical and electronic equipment products will be CE marked as required by Directive 2011/65/EU. Components may not be CE marked. Additionally, the part numbers that TE has identified as EU ELV compliant have a maximum concentration of 0.1% by weight in homogenous materials for lead, hexavalent chromium, and mercury, and 0.01% for cadmium, or qualify for an exemption to these limits as defined in the Annexes of Directive 2000/53/EC (ELV). Regarding the REACH Regulation, the information TE provides on SVHC in articles for this part number is based on the latest European Chemicals Agency (ECHA) ‘Guidance on requirements for substances in articles’ posted at this URL: <https://echa.europa.eu/guidance-documents/guidance-on-reach>

Compatible Parts

TE Part # CAT-N14-MSTH12128  
MCON 1.2, 1-row, 2-8 POS TAB  
Housing, Sealed

TE Part # CAT-M4595-T273  
MCON Receptacle and Tab

TE Part # 1-1414995-0  
V23230D2001B200

TE Part # 2-1703498-4  
2POS, MCON 1.2 LL TAB SEALED  
COD B




TE Part # 5-1415009-7  
V23230D1001B200




TE Part # 2-2236952-5  
2POS, MCON 1.2 LL TAB SEALED  
COD B


Also in the Series | MCON 1.2mm




Automotive Connector Caps & Covers  
(18)




Automotive Connector Locks &  
Position Assurance(10)




Automotive Housings(328)




Automotive Terminals(96)



Connector Seals & Cavity Plugs(11)



Insertion & Extraction Tools(5)



Other Automotive Connector  
Accessories(7)

Customers Also Bought



TE Part #DT04-4P-E003  
DEUTSCH DT Receptacle Connectors



TE Part #DT06-3S-EP09  
PLG, 3P, BLK, N, SL RET, LTCH PROT  
CAP



TE Part #1062-16-0988  
SOC, SF, SIZE 16, 14-18, PD/NI/AU



TE Part #1-1670916-1  
2POS, MCON 1.2 LL REC SEALED



TE Part #2-1703498-1  
2POS, MCON 1.2 LL TAB SEALED  
COD B



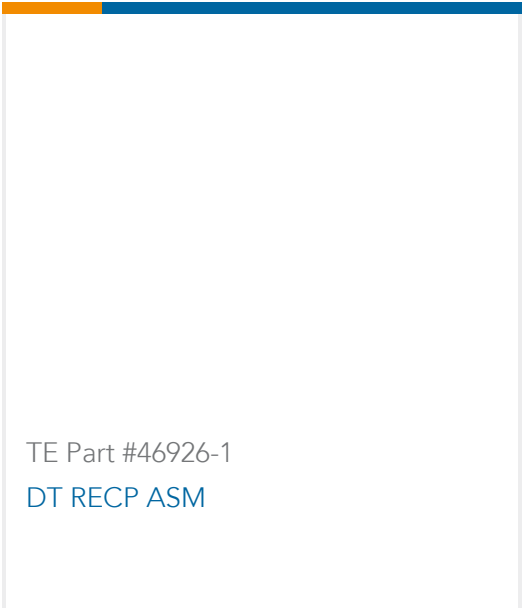
TE Part #1-1414995-0  
V23230D2001B200



TE Part #1544978-1  
RECEPT HSG ASSY, 8MM NG1+, 2W,  
SEALED



**KIT**  
TE Part #7-2150693-7  
OCEAN\_2.0\_SPARE\_PART\_KIT-  
110F155F



Documents

Product Drawings

2POS, MCON 1.2 LL REC SEALED

English

CAD Files

Customer View Model

ENG\_CVM\_CVM\_2-1670916-1\_E.3d\_igs.zip

English

Customer View Model

ENG\_CVM\_CVM\_2-1670916-1\_E.2d\_dxf.zip

English

3D PDF

3D

Customer View Model

ENG\_CVM\_CVM\_2-1670916-1\_E.3d\_stp.zip

English

By downloading the CAD file I accept and agree to the [Terms and Conditions](#) of use.

Product Specifications

Application Specification

English