




Connectors > Circular Connectors > DIN Connectors



Circular DIN Connector Type: **Circular DIN**

Connector System: **Wire-to-Board**

Number of Positions: **5**

Connector Contact Load Condition: **Selectively Loaded**

Mating Alignment Type: **Keyed**

Features

Product Type Features

Circular DIN Connector Type	Circular DIN
Connector System	Wire-to-Board
Connector & Contact Terminates To	Printed Circuit Board

Configuration Features

PCB Mount Orientation	Right Angle
Number of Positions	5
Connector Contact Load Condition	Selectively Loaded

Electrical Characteristics

Operating Voltage	250 VAC
-------------------	---------

Body Features

Shield Plating Thickness	2.54 µm[100 µin]
Shield Underplate Material	Nickel
Shield Underplate Thickness	1.27 µm[50 µin]
Shield Plating Material	Tin/Nickel
Shield Material	Brass



Primary Product Color

Black

Contact Features

PCB Contact Termination Area Plating Material Thickness	2.54 μm[100 μin]
Contact Layout	Staggered
Contact Mating Area Plating Material Thickness	2.54 μm[100 μin]
Contact Mating Area Plating Material	Tin
Contact Shape & Form	Tuning Fork
Contact Underplating Material	Nickel
PCB Contact Termination Area Plating Material	Tin
Contact Base Material	Brass
Contact Current Rating (Max)	7.5 A

Termination Features

Termination Post & Tail Length	3.56 mm[.14 in]
Termination Method to PCB	Through Hole - Solder

Mechanical Attachment

PCB Mount Alignment Type	Solder Tail Layout
Mating Retention	Without
Mating Alignment	With
PCB Mount Alignment	With
Panel Mount Feature	Without
Mating Alignment Type	Keyed
PCB Mount Retention	With
PCB Mount Retention Type	Kinked Legs
Connector Mounting Type	Board Mount

Housing Features

Housing Material	Nylon
Centerline (Pitch)	2.49 mm[.1 in]

Dimensions

Connector Height	20.83 mm[.82 in]
PCB Thickness (Recommended)	2.36 mm
Product Width	15.49 mm[.61 in]
Product Length	21.84 mm[.86 in]



Usage Conditions

Operating Temperature Range	-55 – 105 °C[-67 – 221 °F]
-----------------------------	----------------------------

Operation/Application

Shielded	Yes
Circuit Application	Signal

Industry Standards

Compatible With Approved Standards Products	CSA LR3507, UL E28476
UL Flammability Rating	UL 94V-0

Packaging Features

Packaging Quantity	100
Packaging Method	Gang of Tubes

Product Compliance

For compliance documentation, visit the product page on TE.com>

EU RoHS Directive 2011/65/EU	Compliant
EU ELV Directive 2000/53/EC	Compliant
China RoHS 2 Directive MIIT Order No 32, 2016	No Restricted Materials Above Threshold
EU REACH Regulation (EC) No. 1907/2006	Current ECHA Candidate List: JUNE 2024 (241) Candidate List Declared Against: JUNE 2024 (241) Does not contain REACH SVHC
Halogen Content	BFR/CFR/PVC Free, but Br/Cl >900 ppm in other sources.
Solder Process Capability	Wave solder capable to 265°C

Product Compliance Disclaimer

This information is provided based on reasonable inquiry of our suppliers and represents our current actual knowledge based on the information they provided. This information is subject to change. The part numbers that TE has identified as EU RoHS compliant have a maximum concentration of 0.1% by weight in homogenous materials for lead, hexavalent chromium, mercury, PBB, PBDE, DBP, BBP, DEHP, DIBP, and 0.01% for cadmium, or qualify for an exemption to these limits as defined in the Annexes of Directive 2011/65/EU (RoHS2). Finished electrical and electronic equipment products will be CE marked as required by Directive 2011/65/EU. Components may not be CE marked. Additionally, the part numbers that TE has identified as EU ELV compliant have a maximum concentration of 0.1% by weight in homogenous materials for lead, hexavalent chromium, and mercury, and 0.01% for cadmium, or qualify for an exemption to these limits as defined in the Annexes of Directive 2000/53/EC (ELV). Regarding the REACH Regulation, the information TE provides on SVHC in articles for this part number is based on the latest European Chemicals Agency (ECHA) ‘Guidance on requirements for substances in articles’ posted at this URL: <https://echa.europa.eu/guidance-documents/guidance-on-reach>



### Compatible Parts



TE Part # 5212045-1  
6 CIRC DIN RCPT GRND SHLD




TE Part # 5212032-1  
4 CIRC DIN RCPT GRND SHLD




TE Part # 5520842-1  
5 CIRC DIN RCPT,GRND SHIELD


### Customers Also Bought




TE Part #640389-3  
03P MTA156 HDR ASSY SQ R/A F/L




TE Part #5555164-1  
MJ,LPF,R/A,8P,TRAY




TE Part #1768018-8  
EET-0880P-9




TE Part #4-1768018-4  
EET-1325P-9




TE Part #6-1768018-9  
EET-2338P-9




TE Part #284166-E  
STVB 64 F AB VV 7-00 TL 4,0 \* 247 E007 1



TE Part #384265-E  
STVB/2 32 M AB VV 4-00 0606 \* \* 247 E007



TE Part #3-1393480-2  
V23529B1122C209=SUB D STIFTLEI



TE Part #828548-2  
2P AMP QUICK STLEI

### Documents

Product Drawings  
5 CIRC DIN RCPT GRND SHLD

English

CAD Files  
3D PDF  
3D



Customer View Model

[ENG\\_CVM\\_CVM\\_5212044-1\\_1.2d\\_dxf.zip](#)

English

Customer View Model

[ENG\\_CVM\\_CVM\\_5212044-1\\_1.3d\\_igs.zip](#)

English

Customer View Model

[ENG\\_CVM\\_CVM\\_5212044-1\\_1.3d\\_stp.zip](#)

English

By downloading the CAD file I accept and agree to the [Terms and Conditions](#) of use.

Product Specifications

[Application Specification](#)

English

Agency Approvals

[Agency Approval Document](#)

English