



TE Internal #: 1-2016698-2
UMCC Cable Assembly, .1 m [.328 ft], Black Cable, 0 – 9 GHz
Operating Frequency, 50 ohm, FEP, 32 AWG, 1.13 mm [.044 in]
Diameter, UMCC GEN 4 Plug
[View on TE.com >](#)

Cable Assemblies > RF Cable Assemblies



Cable Assembly (End A): **UMCC GEN 4 Plug**
Cable Assembly (End B): **UMCC GEN 4 Plug**
Cable Assembly Length: **.1 m [.328 ft]**
Coax Cable Type: **1.13mm Coax**
Impedance: **50 Ω**

Features

Product Type Features

Cable Assembly (End A)	UMCC GEN 4 Plug
Cable Assembly (End B)	UMCC GEN 4 Plug
Coax Cable Type	1.13mm Coax
Cable Assembly Type	UMCC

Electrical Characteristics

Impedance	50 Ω
-----------	------

Body Features

Jacket Material	FEP
Cable Color	Black

Dimensions

Outside Cable Diameter	1.13 mm[.044 in]
Wire Size	32 AWG

Usage Conditions

Operating Temperature Range	-40 – 80 °C[-40 – 176 °F]
-----------------------------	---------------------------



Operation/Application

Operating Frequency	0 – 9 GHz
---------------------	-----------

Other

Cable Assembly Length	.1 m[.328 ft]
-----------------------	---------------

Product Compliance

For compliance documentation, visit the product page on TE.com>

EU RoHS Directive 2011/65/EU	Compliant
EU ELV Directive 2000/53/EC	Not Yet Reviewed
China RoHS 2 Directive MIIT Order No 32, 2016	No Restricted Materials Above Threshold
EU REACH Regulation (EC) No. 1907/2006	Current ECHA Candidate List: JUNE 2024 (241) Candidate List Declared Against: JUNE 2024 (241) Does not contain REACH SVHC
Halogen Content	Low Bromine/Chlorine - Br and Cl < 900 ppm per homogenous material. Also BFR /CFR/PVC Free
Solder Process Capability	Not reviewed for solder process capability

Product Compliance Disclaimer

This information is provided based on reasonable inquiry of our suppliers and represents our current actual knowledge based on the information they provided. This information is subject to change. The part numbers that TE has identified as EU RoHS compliant have a maximum concentration of 0.1% by weight in homogenous materials for lead, hexavalent chromium, mercury, PBB, PBDE, DBP, BBP, DEHP, DIBP, and 0.01% for cadmium, or qualify for an exemption to these limits as defined in the Annexes of Directive 2011/65/EU (RoHS2). Finished electrical and electronic equipment products will be CE marked as required by Directive 2011/65/EU. Components may not be CE marked. Additionally, the part numbers that TE has identified as EU ELV compliant have a maximum concentration of 0.1% by weight in homogenous materials for lead, hexavalent chromium, and mercury, and 0.01% for cadmium, or qualify for an exemption to these limits as defined in the Annexes of Directive 2000/53/EC (ELV). Regarding the REACH Regulation, the information TE provides on SVHC in articles for this part number is based on the latest European Chemicals Agency (ECHA) ‘Guidance on requirements for substances in articles’ posted at this URL: <https://echa.europa.eu/guidance-documents/guidance-on-reach>

Compatible Parts




TE Part # 2334884-1
UMCC Micro-Coax receptacle, Gen 4




TE Part # CONMHF4-SMD-G-T
MHF4 Jack 50 Ohm PCB Surface Mount




Customers Also Bought




TE Part #2213362-3
Rcpt Assy, Dimmable Photocontrol, 105C, 3/2




TE Part #1-2213871-1
LIGHT CONTROLLER BASE ASSY, 76MM DIA, 5POS




TE Part #2306128-1
COVER, LIGHT CONTROLLER, 76MM DIA, SHORT




TE Part #2834012-3
SLIM CONTACT FOR WIRE 16-20AWG




TE Part #2334884-1
UMCC Micro-Coax receptacle, Gen 4




TE Part #1-2016698-0
UMCC CA, GEN4-GEN4, 1.13, L45MM, BK



TE Part #1-2016698-6
RF CA, UMCC GEN4-GEN4, 1.13MM CABLE, L200MM



TE Part #2-2371035-1
PIN CONN CVR, 3POS, DIA 4MM, CVE BLIND PLUG



TE Part #CSI-SGFB-200-UFFR
SMA to U.FL/MHF1 200mm 1.13 OD

Documents

Product Drawings
RF CA, UMCC GEN4-GEN4, 1.13MM CABLE, L100MM
English

CAD Files
3D PDF
3D
Customer View Model
ENG_CVM_CVM_1-2016698-2_1.2d_dxf.zip
English
Customer View Model
ENG_CVM_CVM_1-2016698-2_1.3d_igs.zip
English
Customer View Model
ENG_CVM_CVM_1-2016698-2_1.3d_stp.zip
English

By downloading the CAD file I accept and agree to the Terms and Conditions of use.



Product Specifications

Product Specification

English