



Connectors > D-Shaped Connectors > D-Sub Connectors > PCB D-Sub Connectors > D-Sub Receptacle Assembly: Right Angle, 1.27mm



Connector & Housing Type: **Receptacle**

Connector System: **Cable-to-Board**

Number of Positions: **26**

Centerline (Pitch): **1.27 mm [.05 in]**

Number of Rows: **4**

[All D-Sub Receptacle Assembly: Right Angle, 1.27mm \(74\)](#)

Features

Product Type Features

Shell Material Configuration	Full Metal Shell
Connector & Housing Type	Receptacle
Connector System	Cable-to-Board
Connector & Contact Terminates To	Printed Circuit Board

Configuration Features

Number of Positions	26
Number of Rows	4
PCB Mount Orientation	Right Angle

Body Features

Assembly Process Feature Material	Copper Alloy
Shell Plating Material	Nickel over Copper
Primary Product Color	Black



Connector Profile	Standard
Contact Features	
Contact Options	Installed
	30 µin
Contact Mating Area Plating Material	Gold, Gold Flash
Contact Underplating Material	Palladium Nickel
PCB Contact Termination Area Plating Material	Tin, Tin over Nickel
Contact Base Material	Phosphor Bronze
Contact Current Rating (Max)	1 A
Termination Features	
Rectangular Termination Post & Tail Thickness	.3 mm[.011 in]
Rectangular Termination Post & Tail Width	.41 mm[.016 in]
Termination Post & Tail Length	2.54 mm[.1 in]
Termination Method to PCB	Through Hole - Solder
Mechanical Attachment	
Assembly Process Feature Plating Material	Tin over Nickel
Mounting Feature Plating Material	Nickel over Copper
Mounting Feature Material	Zinc
Mounting Hole Diameter	2.77 mm[.109 in]
Mating Alignment	Without
PCB Mount Alignment	Without
PCB Mount Retention	With
PCB Mount Retention Type	Boardlock
Mating Retention	With
Mating Retention Type	Latch
Connector Mounting Type	Board Mount
Housing Features	
Shell Material	Carbon Steel
Housing Material	Thermoplastic
Centerline (Pitch)	1.27 mm[.05 in]
Dimensions	
PCB Thickness (Recommended)	1.57 mm[.062 in]



Row-to-Row Spacing	2.54 mm[.1 in]
--------------------	----------------

Usage Conditions

Operating Temperature Range	-55 – 105 °C[-67 – 221 °F]
-----------------------------	----------------------------

Operation/Application

Shielded	Yes
Circuit Application	Signal

Industry Standards

Compatible With Approved Standards Products	LR-86179-1, UL E28476
UL Flammability Rating	UL 94V-0

Packaging Features

Packaging Quantity	14
Packaging Method	Tube

Product Compliance

For compliance documentation, visit the product page on TE.com>

EU RoHS Directive 2011/65/EU	Compliant
EU ELV Directive 2000/53/EC	Compliant
China RoHS 2 Directive MIIT Order No 32, 2016	No Restricted Materials Above Threshold
EU REACH Regulation (EC) No. 1907/2006	Current ECHA Candidate List: JUNE 2024 (241) Candidate List Declared Against: JUNE 2024 (241) Does not contain REACH SVHC
Halogen Content	Not Low Halogen - contains Br or Cl > 900 ppm.
Solder Process Capability	Reflow solder capable to 260°C

Product Compliance Disclaimer

This information is provided based on reasonable inquiry of our suppliers and represents our current actual knowledge based on the information they provided. This information is subject to change. The part numbers that TE has identified as EU RoHS compliant have a maximum concentration of 0.1% by weight in homogenous materials for lead, hexavalent chromium, mercury, PBB, PBDE, DBP, BBP, DEHP, DIBP, and 0.01% for cadmium, or qualify for an exemption to these limits as defined in the Annexes of Directive 2011/65/EU (RoHS2). Finished electrical and electronic equipment products will be CE marked as required by Directive 2011/65/EU. Components may not be CE marked. Additionally, the part numbers that TE has identified as EU ELV compliant have a maximum concentration of 0.1% by weight in homogenous materials for lead, hexavalent chromium, and mercury, and 0.01% for cadmium, or qualify for an exemption to these limits as defined in the Annexes of Directive 2000/53/EC (ELV). Regarding the REACH Regulation, the information TE provides on SVHC in articles for this part number is based on the latest European Chemicals Agency (ECHA) 'Guidance on requirements for substances in articles' posted at this URL: <https://echa.europa.eu/guidance-documents/guidance-on-reach>



Compatible Parts

TE Part # 5749621-2
26 50S CABLE PLUG CONN/COV KIT

Also in the Series | **AMPLIMITE 0.50 Series**

Connector Backshells(31)

Connector Caps & Covers(21)

Connector Hardware(7)

IDC D-Sub Connectors(64)

Insertion & Extraction Tools(1)

PCB D-Sub Connectors(172)

Customers Also Bought


TE Part #5227726-3
ISOLATED BNC SOLDER JACK ASSY

TE Part #1658612-2
25 POS HDF RCPT, MS, LEAD FREE


TE Part #5747846-4
25 MSFL RCPT RA 318 (IN,FM,BL)

TE Part #1-1393210-8
T9AS1D12-24







TE Part #749608-2
26 50SR KIT, ST, UK




TE Part #3-1827253-6
.5FHP05H,220,S,GIG,08/Sn,HT,NSYes




TE Part #2-1761679-9
IDC LOW PRO HDR 26P VERT BLUE



TE Part #6-534237-6
18 MODII VRT SR CE 100/115



TE Part #203346-E
MJIM IMV 1X1 S 810 * X R THRU * L9A M5B0



TE Part #1825027-3
FSMRA1JHA04=R/A,TACT PB SW,260

Documents

- CAD Files

Customer View Model

ENG_CVM_CVM_5787082-2_A.2d_dxf.zip

English

3D PDF

3D

Customer View Model

ENG_CVM_CVM_5787082-2_A.3d_igs.zip

English

Customer View Model

ENG_CVM_CVM_5787082-2_A.3d_stp.zip

English

By downloading the CAD file I accept and agree to the [Terms and Conditions](#) of use.

Product Specifications

Application Specification

English

Agency Approvals

UL

English