WIRE SIZE	MAX INSULATION	"A" ±.012 / ±0.30	"C" ±.012 / ±0.30	"D" ±.005 / ±0.13	"E" ±.012 / ±0.30	"G" ±.005 / ±0.13	"H" ±.012 / ±0.30
20-24	.073/1.85	.090/2.29	.100/2.54	.030/0.76	.075/1.91	.025/0.64	.082/2.08
26-30	.050/1.27	.075/1.91	.083/2.10	.025/0.64	.058/1.47	.020/0.51	.065/1.65

MATERIAL NUMBER	PLATING	WIRE SIZE	FORM
43030-0051	A	20-24	CHAIN
43030-0052	B	20-24	CHAIN
43030-0053	C	20-24	CHAIN
43030-0056	C	26-30	CHAIN
43030-0059	C	20-24	LOOSE

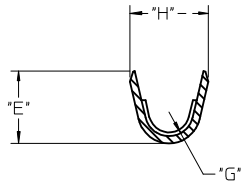

SECTION V-V

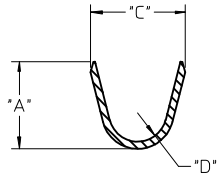

SECTION W-W

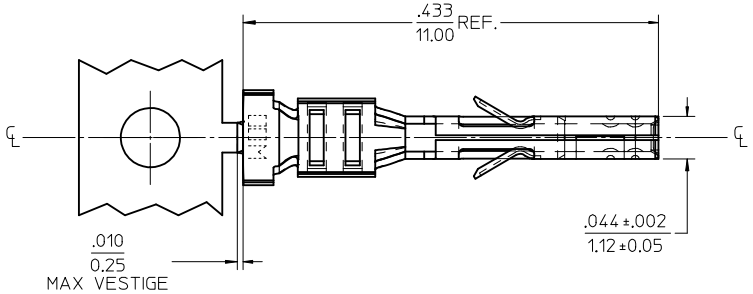

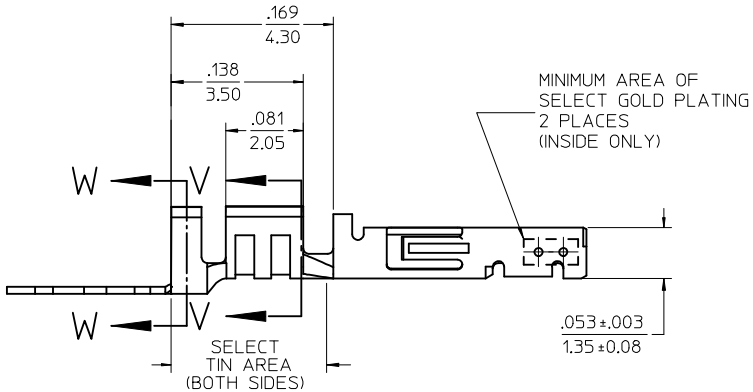

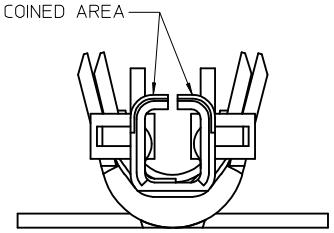

(SCALE 20:1)

NOTES

1) MATERIAL: PHOSPHOR BRONZE ALLOY
2) TERMINAL PLATING:
   "A" - HOT TIN DIP: .000040/0.00102 MIN.
   "B" - .000015/0.00038 MIN. SELECT GOLD
   .000100/0.00254 MIN. SELET TIN
   ALL OVER .000050/0.00127 MIN. NICKEL OVERALL.
   "C" - .000030/0.00076 MIN. SELECT GOLD
   .000100/0.00254 MIN. SELECT TIN
   ALL OVER .000050/0.00127 MIN. NICKEL OVERALL.
   MATERIAL NUMBERS WITH SELECT PLATING ARE POST PLATED.
3) PRODUCT SPECIFICATION: PS-43045, PS-43650, PS-44300-001.
4) PACKAGING SPECIFICATION: PK-43030-002 (REEL), PK-43030-003 (LOOSE).
5) TERMINAL FOR USE IN A MICRO FIT RECEPTACLE #43025-****, 43645-****, or 44133-****.
6) FOR TERMINAL ORIENTATION IN RECEPTACLE SEE DRAWING #SDA-43025 OR SDA-43645.
7) THIS TERMINAL IS DESIGNED IN METRIC.
8) MOLEX RECOMMENDS THE USE OF MICRO-FIT TEST PLUG (SERIES 44242) WHENEVER CONTINUITY TESTING IS PERFORMED. TEST PLUGS MUST NOT BE USED TO MAKE OR BREAK UNDER LOAD. MOLEX DOES NOT RECOMMEND USING STANDARD MATING COMPONENTS (SERIES 43020, 43045, 43640, 43650, OR 43031) FOR HARNESS TESTING PURPOSES.
9) TEXT ON PART IS FOR REFERENCE ONLY. TEXT AND TEXT LOCATION MAY VARY DEPENDING ON PART NUMBER AND/OR TOOL.

UPDATE FACTORY ID
EC NO: UCP2017-2563 2017/05/31
DRWN:ZHARPER
CH'KD:
APPR:FSMITH 2017/09/29
DESCRIPTION
C3
REV

QUALITY SYMBOLS
E =0
E =0
E =0

GENERAL TOLERANCES (UNLESS SPECIFIED)

	mm	INCH
4 PLACES	± ---	± ---
3 PLACES	± ---	± .010
2 PLACES	± 0.25	± .014
1 PLACE	± 0.35	± ---
0 PLACE	±	±

ANGULAR ±1/2°

DRAFT WHERE APPLICABLE MUST REMAIN WITHIN DIMENSIONS

DIMENSION STYLE: IN/MM
SCALE: 10:1
DESIGN UNITS: METRIC
THIRD ANGLE PROJECTION

		DATE
DRAWN BY	RHOLTS	2004/07/21
CHECKED BY	LSCHMIDT	2004/07/21
APPROVED BY	FSMITH	2004/07/21

TITLE: MICRO-FIT (3.0) FEMALE CRIMP TERMINAL, LEAD FREE

molex

MATERIAL NO.: SEE CHART
DOCUMENT NO.: SD-43030-002
SHEET NO.: 1 OF 1
SIZE: C

THIS DRAWING CONTAINS INFORMATION THAT IS PROPRIETARY TO MOLEX INCORPORATED AND SHOULD NOT BE USED WITHOUT WRITTEN PERMISSION

WIRE SIZE	MAX INSULATION	"A" ±.012 / ±0.30	"C" ±.012 / ±0.30	"D" ±.005 / ±0.13	"E" ±.012 / ±0.30	"G" ±.005 / ±0.13	"H" ±.012 / ±0.30
20-24	.073/1.85	.090/2.29	.100/2.54	.030/0.76	.075/1.91	.025/0.64	.082/2.08
26-30	.050/1.27	.075/1.91	.083/2.10	.025/0.64	.058/1.47	.020/0.51	.065/1.65

MATERIAL NUMBER	PLATING	WIRE SIZE	FORM
43030-0051	A	20-24	CHAIN
43030-0052	B	20-24	CHAIN
43030-0053	C	20-24	CHAIN
43030-0056	C	26-30	CHAIN
43030-0059	C	20-24	LOOSE

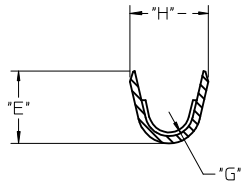

SECTION V-V

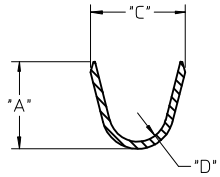

SECTION W-W

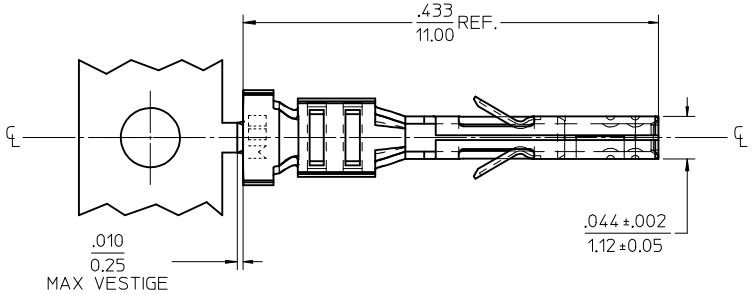

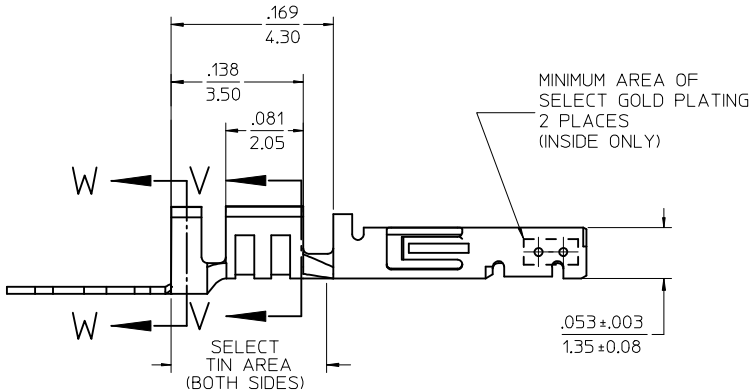

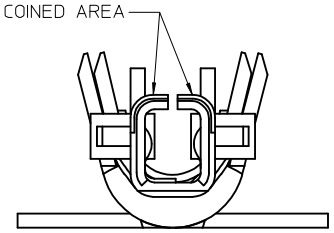

(SCALE 20:1)

NOTES

1) MATERIAL: PHOSPHOR BRONZE ALLOY
2) TERMINAL PLATING:
   "A" - HOT TIN DIP: .000040/0.00102 MIN.
   "B" - .000015/0.00038 MIN. SELECT GOLD
   .000100/0.00254 MIN. SELET TIN
   ALL OVER .000050/0.00127 MIN. NICKEL OVERALL.
   "C" - .000030/0.00076 MIN. SELECT GOLD
   .000100/0.00254 MIN. SELECT TIN
   ALL OVER .000050/0.00127 MIN. NICKEL OVERALL.
   MATERIAL NUMBERS WITH SELECT PLATING ARE POST PLATED.
3) PRODUCT SPECIFICATION: PS-43045, PS-43650, PS-44300-001.
4) PACKAGING SPECIFICATION: PK-43030-002 (REEL), PK-43030-003 (LOOSE).
5) TERMINAL FOR USE IN A MICRO FIT RECEPTACLE #43025-****, 43645-****, or 44133-****.
6) FOR TERMINAL ORIENTATION IN RECEPTACLE SEE DRAWING #SDA-43025 OR SDA-43645.
7) THIS TERMINAL IS DESIGNED IN METRIC.
8) MOLEX RECOMMENDS THE USE OF MICRO-FIT TEST PLUG (SERIES 44242) WHENEVER CONTINUITY TESTING IS PERFORMED. TEST PLUGS MUST NOT BE USED TO MAKE OR BREAK UNDER LOAD. MOLEX DOES NOT RECOMMEND USING STANDARD MATING COMPONENTS (SERIES 43020, 43045, 43640, 43650, OR 43031) FOR HARNESS TESTING PURPOSES.
9) TEXT ON PART IS FOR REFERENCE ONLY. TEXT AND TEXT LOCATION MAY VARY DEPENDING ON PART NUMBER AND/OR TOOL.

UPDATE FACTORY ID
EC NO: UCP2017-2563 2017/05/31
DRWN:ZHARPER
CH'KD:
APPR:FSMITH 2017/09/29
DESCRIPTION
C3
REV

QUALITY SYMBOLS
E =0
E =0
E =0

GENERAL TOLERANCES (UNLESS SPECIFIED)

	mm	INCH
4 PLACES	± ---	± ---
3 PLACES	± ---	± .010
2 PLACES	± 0.25	± .014
1 PLACE	± 0.35	± ---
0 PLACE	±	±

ANGULAR ±1/2°

DRAFT WHERE APPLICABLE MUST REMAIN WITHIN DIMENSIONS

DIMENSION STYLE: IN/MM
SCALE: 10:1
DESIGN UNITS: METRIC
THIRD ANGLE PROJECTION

		DATE
DRAWN BY	RHOLTS	2004/07/21
CHECKED BY	LSCHMIDT	2004/07/21
APPROVED BY	FSMITH	2004/07/21

TITLE: MICRO-FIT (3.0) FEMALE CRIMP TERMINAL, LEAD FREE

molex

MATERIAL NO.: SEE CHART
DOCUMENT NO.: SD-43030-002
SHEET NO.: 1 OF 1
SIZE: C

THIS DRAWING CONTAINS INFORMATION THAT IS PROPRIETARY TO MOLEX INCORPORATED AND SHOULD NOT BE USED WITHOUT WRITTEN PERMISSION