成都恒利泰科技有限公司
Chengdu HenryTech Technology co., Ltd

LTCC 低通滤波器（Low Pass Filter） HT-LFCN-575+

Features
- Low insertion loss.
- Good rejection.
- LTCC Construction.
- temperature stable.
- Small size.

Applications
- Harmonic rejection.
- VHF/UHF transmitters/receivers.
- Lab use.

Pad Connections

RF IN	1
RF OUT	3
GROUND	2,4

Outline Drawing

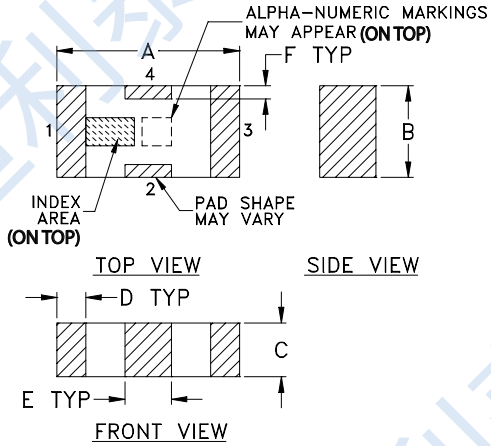

PCB Land Pattern

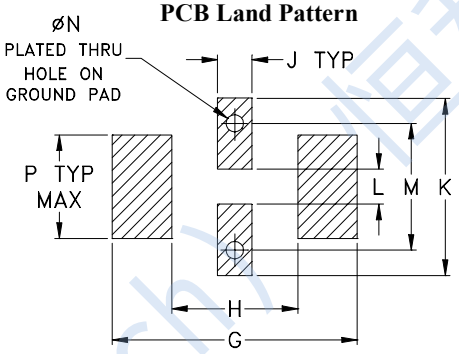

Suggested Layout,
Tolerance to be within ±.002

Outline Dimensions： inch / mm

A	B	C	D	E	F	G
.126	.063	.037	.020	.032	.009	.169
3.20	1.60	0.94	0.51	0.81	0.23	4.29

H	J	K	L	M	N	P	wt
.087	.024	.122	.024	.087	.012	.071	grams
2.21	0.61	3.10	0.61	2.21	0.30	1.80	.020

Functional Schematic

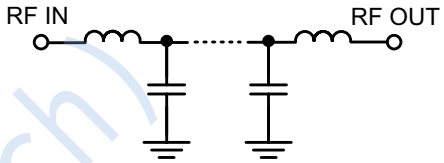

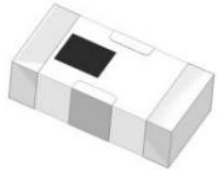

50 Ω
DC to 575MHz

Electrical Specifications(1) at 25°C

Parameter		Frequency (MHz)	Min.	Typ.	Max.	Units
Passband	Insertion Loss	DC-575	—	—	1.2	dB
	Freq. Cut-Off	770	—	3.0	—	dB
	VSWR	DC-575	—	1.2	—	: 1
Stop Band	Rejection Loss	900	20	—	—	dB
		1050-3200	—	40	—	
		5500	—	20	—	
	VSWR	900-5500	—	20	—	: 1

1.In Application where DC voltage is present at either input or output ports, coupling capacitors are required.

Typical Performance Data at 25°C

FREQUENCY (Mhz)	INSERTION LOSS (dB)	Return Loss (dB)
1.00	0.02	1.03
100.00	0.13	1.03
575.00	0.60	1.10
770.00	2.84	1.84
900.00	24.21	12.36
1050.00	51.47	25.64
1215.00	43.25	38.43
1500.00	47.58	60.00
1915.00	44.45	78.00
2200.00	40.98	84.86
2500.00	40.64	86.17
3200.00	48.16	83.78
4000.00	38.70	61.27
4970.00	31.32	43.43
5500.00	24.42	25.21

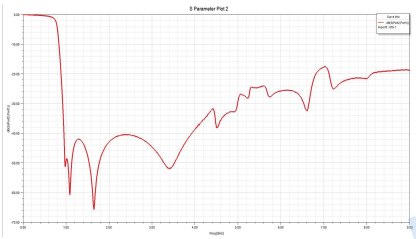

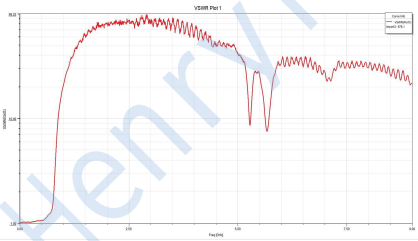

Suggested PCB Layout

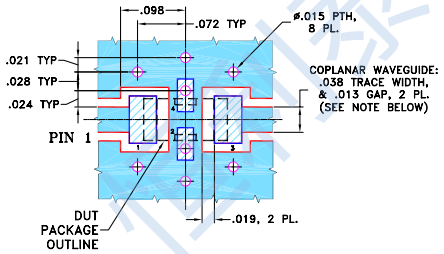

NOTES: 1. COPLANAR WAVEGUIDE PARAMETERS ARE SHOWN FOR ROGERS RO4350B WITH THICKNESS .020" ± .0015". COPPER: 1/2 OZ. EACH SIDE. FOR OTHER MATERIALS TRACE WIDTH & GAP MAY NEED TO BE MODIFIED.
2. BOTTOM SIDE OF THE PCB IS CONTINUOUS GROUND PLANE.

DENOTES PCB COPPER LAYOUT WITH SMOBC (SOLDER MASK OVER BARE COPPER)

DENOTES COPPER LAND PATTERN FREE OF SOLDER MASK

Maximum Ratings

Operating Temperature	-55°C to +125°C
Storage Temperature	-55°C to +125°C
RF Power Input*	8.5W at 25°C

*Permanent damage may occur if any of these limits are exceeded.

Tel: +86-28-85589664
E-mail: mr_li@henglitaitech.com
Web: www.hltchips.com
Room 1401, 14th Floor, Building 5, Huaxi Science and Technology Innovation Center, No. 50, Shuixi Road, Jinniu District, Chengdu City