

# AXL E ETH IOL8 DI4 M12 6P - Communication module



2701536

<https://www.phoenixcontact.com/us/products/2701536>

Please be informed that the data shown in this PDF document is generated from our online catalog. Please find the complete data in the user documentation. Our general terms of use for downloads are valid.



Axioline E, Ethernet, M12 connector, IO-Link ports Class A: 4, connection method: M12 connector, connection technology: 3-conductor, IO-Link ports Class B: 4, connection method: M12 connector, connection technology: 3-conductor, Digital inputs at pin 2 for class A ports: 4, 24 V DC, connection technology: 3-conductor, Plastic housing, degree of protection: IP65/IP67

## Product description

The Axioline E Ethernet IO-Link master is designed for use within an Ethernet network (Modbus/TCP). It enables the operation of up to eight IO-Link sensors/actuators and is also used to acquire digital signals.

## Your advantages

- Connection to Ethernet network using M12 connectors (D-coded)
- Connection of four IO-Link devices with additional digital input
- Connection of four IO-Link actuators with additional power supply
- Connection of IO-Link ports using M12connectors (A-coded, 5-pos.)
- IO-Link specification V1.1.2
- Residual storage of the IO-Link port configuration with firmware 2.1.3 or later
- Diagnostic and status indicators
- Short-circuit and overload protection of the sensor supply
- IP65/IP67 degree of protection

## Commercial data

Item number	2701536
Packing unit	1 pc
Minimum order quantity	1 pc
Sales key	DR04
Product key	DRI7DB
Catalog page	Page 173 (C-6-2019)
GTIN	4046356763844
Weight per piece (including packing)	554.3 g
Weight per piece (excluding packing)	554.3 g
Customs tariff number	85176200
Country of origin	DE

# AXL E ETH IOL8 DI4 M12 6P - Communication module

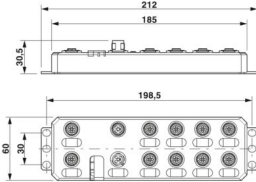


2701536

<https://www.phoenixcontact.com/us/products/2701536>

## Technical data

### Dimensions

Dimensional drawing	
Width	60 mm
Height	185 mm
Depth	30.5 mm
Drill hole spacing	198.5 mm
Note on dimensions	The height is 212 mm including fixing clips.

### Notes

Note on application	
Note on application	Only for industrial use
Utilization restriction	
EMC note	EMC: class A product, see manufacturer's declaration in the download area

### Material specifications

Housing material	Pocan®
Color	anthracite

### Interfaces

Ethernet	
Number of interfaces	2
Connection method	M12 connector
Note on the connection method	D-coded
Number of positions	4
Transmission speed	10/100 Mbps (with auto negotiation)
Modbus/TCP	
Equipment type	Modbus slave (server)
System-specific protocols	Modbus protocols Modbus/TCP
Protocols supported	SNMP v1
	HTTP
	TFTP
	FTP
	BootP

	DHCP
Specification	Modbus application protocol V1.1b

## Input data

### Digital:

Input name	Digital inputs at pin 2 for class A ports
Description of the input	IEC 61131-2 type 1
Number of inputs	4
Connection method	M12 connector, X01 ... X04 have double occupancy
Connection technology	3-conductor
Input voltage range "0" signal	-0.3 V DC ... 5 V DC
Input voltage range "1" signal	15 V DC ... 30 V DC
Nominal input voltage $U_{IN}$	24 V DC
Nominal input current at $U_{IN}$	typ. 3 mA
Sensor current per channel	max. 200 mA (from L+/L-)
Total sensor current	max. 1.6 A (from L+/L-)
Input frequency	0.5 kHz
Input filter time	< 1000 $\mu$ s
Protective circuit	Overload protection, short-circuit protection of sensor supply

### Digital

Description of the input	IO-Link ports in digital input (DI) mode
Number of inputs	max. 8 (EN 61131-2 type 1)
Connection method	M12 connector, X01 ... X04 have double occupancy
Connection technology	3-conductor
Nominal input voltage $U_{IN}$	24 V DC
Input voltage range "0" signal	-0.3 V DC ... 5 V DC
Input voltage range "1" signal	15 V DC ... 30 V DC
Nominal input current	typ. 3 mA
Sensor current per channel	max. 200 mA (from L+/L-)
Total sensor current	max. 1.6 A (from L+/L-)
Input filter time	< 1000 $\mu$ s
Input frequency	0.5 kHz
Protective circuit	Overload protection; yes Short-circuit protection for the sensor supply; yes

### IO-Link

Number of ports	4
Connection method	M12 connector
Connection technology	3-conductor
Port type	Class A
Cycle Time	min. 2 ms (MasterCycleTime: PDInput* + PDOOutput* + OnReqData* <= 17 Bytes, COM3; * see "IO-Link Interface and System Specification V1.1.2")

## IO-Link

Number of ports	4
Connection method	M12 connector
Connection technology	3-conductor
Port type	Class B
Cycle Time	min. 2 ms (MasterCycleTime: PDInput* + PDOOutput* + OnReqData* <= 17 Bytes, COM3; * see "IO-Link Interface and System Specification V1.1.2")

## Output data

### Digital

Output description	IO-Link ports in digital output (DO) mode
Connection method	M12 connector, X01 ... X04 have double occupancy
Connection technology	3-conductor
Number of outputs	max. 8
Nominal output voltage	24 V DC
Maximum output current per channel	150 mA
Maximum output current per module	1.2 A
Nominal load, ohmic	3.6 W (160 Ω, at nominal load)
Nominal load, inductive	3.6 VA (0.8 H, 160 Ω, at nominal load)
Signal delay	max. 150 μs (when switched on) max. 200 μs (when switched off)
Switching rate	1 per second, maximum (at nominal inductive load) 5500 per second, maximum (at nominal ohmic load)
Limitation of the voltage induced on circuit interruption	-15 V DC
Output voltage when switched off	max. 1 V
Output current when switched off	max. 300 μA
Protective circuit	Overload protection; yes Short-circuit protection; yes
Behavior with overload	Shutdown with automatic restart

## Product properties

Product type	I/O component
Product family	Axioline E
Type	Stand-Alone
Special properties	Plastic housing

## Data management status

Article revision	09
------------------	----

## Electrical properties

### Potentials

Voltage supply $U_S$	24 V DC
Power supply at $U_S$	max. 4 A

# AXL E ETH IOL8 DI4 M12 6P - Communication module



2701536

<https://www.phoenixcontact.com/us/products/2701536>

Current consumption from $U_S$	typ. 8 mA
	max. 1.2 A

## Supply: IO-Link

Nominal voltage for I/O supply	24 V DC
Nominal current for every IO-Link port	max. 150 mA (at C/Q (pin 4), maximum of 1.6 A over all 8 IO-Link C/Q and L+ cables)
	max. 200 mA (at L+/L- (pin 1 and pin 3), during startup, up to 1.6 A for short periods)
	max. 2 A (at $U_A$ (IO-Link B ports, pin 2 and pin 5))
Permissible cable length	< 20 m (to the sensor)
Protective circuit	Overload protection; yes

## Supply: Module electronics and sensors

Designation	Supply of module electronics and sensors ( $U_S$ )
Connection method	M12 connector (T-coded)
Number of positions	4
Supply voltage	24 V DC
Supply voltage range	19.5 V DC ... 31.2 V DC (including all tolerances, including ripple)
Current consumption	typ. 180 mA $\pm$ 15 % (at 24 V DC)
	max. 12 A

## Supply: Actuators

Designation	Supply of actuators ( $U_A$ )
Connection method	M12 connector (T-coded)
Number of positions	4
Supply voltage	24 V DC
Supply voltage range	18 V DC ... 31.2 V DC (including all tolerances, including ripple)
Current consumption	typ. 28 mA $\pm$ 15 % (at 24 V DC)
	max. 12 A

## Electrical isolation/isolation of the voltage ranges

Test voltage: 24 V supply (communications power and sensor supply, IO-Link ports)/bus connection (Ethernet 1)	500 V AC, 50 Hz, 1 min.
Test voltage: 24 V supply (communications power and sensor supply, IO-Link ports)/bus connection (Ethernet 2)	500 V AC, 50 Hz, 1 min.
Test voltage: 24 V supply (communications power and sensor supply, IO-Link ports)/FE	500 V AC, 50 Hz, 1 min.
Test voltage: Bus connection (Ethernet 1)/FE	500 V AC, 50 Hz, 1 min.
Test voltage: Bus connection (Ethernet 2)/FE	500 V AC, 50 Hz, 1 min.
Test voltage: Bus connection (Ethernet 1)/bus connection (Ethernet 2)	500 V AC, 50 Hz, 1 min.
Test voltage: 24 V supply (actuator supply)/24 V supply (communications power and sensor supply, IO-Link ports)	500 V AC, 50 Hz, 1 min.
Test voltage: 24 V supply (actuator supply)/bus connection (Ethernet 1)	500 V AC, 50 Hz, 1 min.
Test voltage: 24 V supply (actuator supply)/bus connection (Ethernet 2)	500 V AC, 50 Hz, 1 min.

# AXL E ETH IOL8 DI4 M12 6P - Communication module



2701536

<https://www.phoenixcontact.com/us/products/2701536>

Test voltage: 24 V supply (actuator supply)/FE
--

500 V AC, 50 Hz, 1 min.
-------------------------

## Connection data

Connection method
-------------------

M12 connector
---------------

## Environmental and real-life conditions

### Ambient conditions

Ambient temperature (operation)
---------------------------------

-25 °C ... 60 °C
------------------

Degree of protection
----------------------

IP65/IP67
-----------

Air pressure (operation)
--------------------------

70 kPa ... 106 kPa (up to 3000 m above sea level)
---

Air pressure (storage/transport)
----------------------------------

70 kPa ... 106 kPa (up to 3000 m above sea level)
---

Ambient temperature (storage/transport)
---

-25 °C ... 85 °C
------------------

Permissible humidity (operation)
----------------------------------

5 % ... 95 %
--------------

Permissible humidity (storage/transport)
--

5 % ... 95 %
--------------

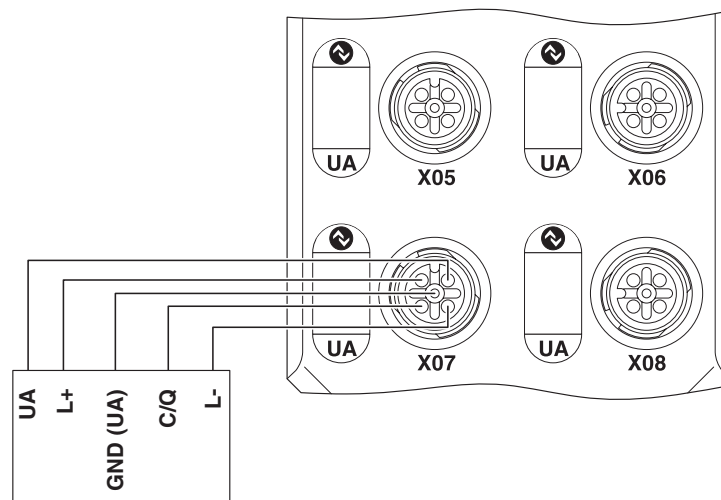
## Standards and regulations

Protection class
------------------

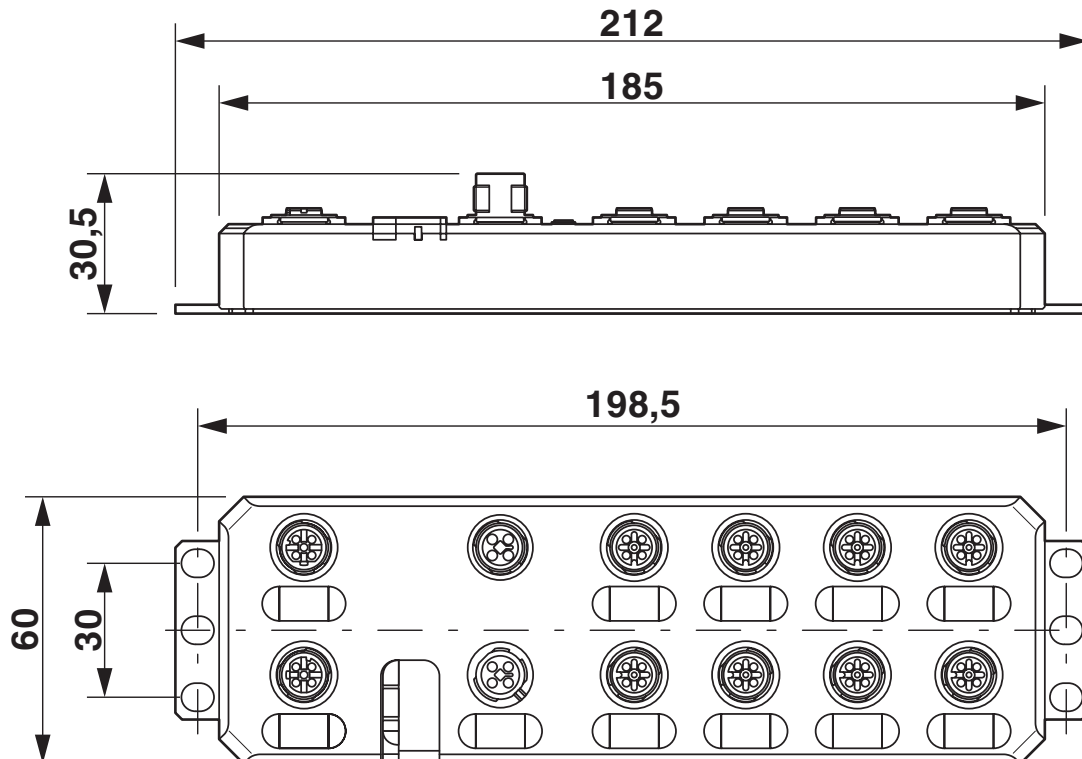
III (IEC 61140, EN 61140, VDE 0140-1)
---------------------------------------

## Drawings

Connection diagram



Dimensional drawing



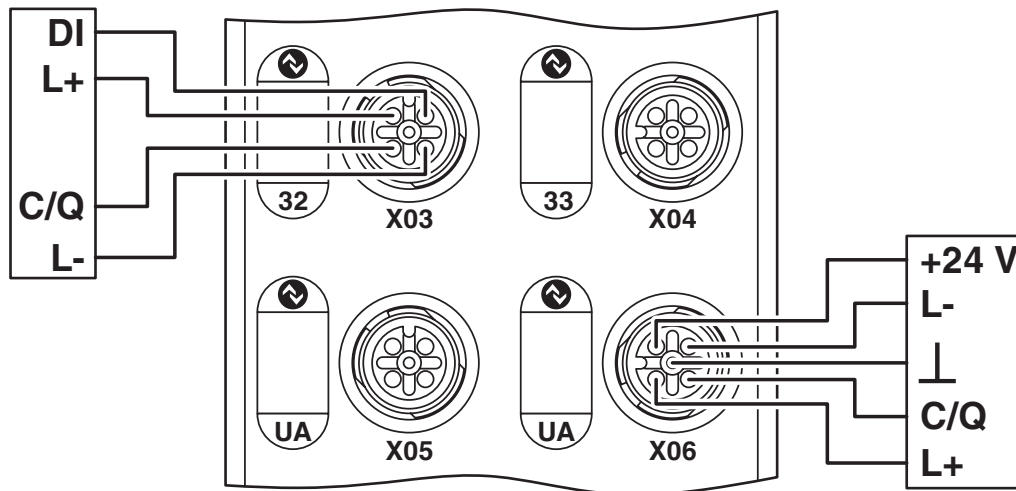
# AXL E ETH IOL8 DI4 M12 6P - Communication module



2701536

<https://www.phoenixcontact.com/us/products/2701536>

Connection diagram







2701536


<https://www.phoenixcontact.com/us/products/2701536>


Approvals

To download certificates, visit the product detail page: <https://www.phoenixcontact.com/us/products/2701536>

**UL Listed**  
Approval ID: E140324

**cUL Listed**  
Approval ID: E140324

**cUL Listed**  
Approval ID: E199827

**UL Listed**  
Approval ID: E199827

**cULus Listed**

**cULus Listed**

# AXL E ETH IOL8 DI4 M12 6P - Communication module



2701536

<https://www.phoenixcontact.com/us/products/2701536>

## Classifications

### ECLASS

ECLASS-11.0	27242604
ECLASS-12.0	27242604
ECLASS-13.0	27242604

### ETIM

ETIM 9.0	EC001599
----------	----------

### UNSPSC

UNSPSC 21.0	32151600
-------------	----------

2701536

<https://www.phoenixcontact.com/us/products/2701536>

Environmental product compliance

EU RoHS	
Fulfills EU RoHS substance requirements	Yes
Exemption	6(c)
China RoHS	
Environment friendly use period (EFUP)	EFUP-25
	An article-related China RoHS declaration table can be found in the download area for the respective article under "Manufacturer declaration". For all articles with EFUP-E, no China RoHS declaration table issued and required.
EU REACH SVHC	
REACH candidate substance (CAS No.)	Lead(CAS: 7439-92-1)
SCIP	9df53788-ed56-4c65-8790-cf97c2f028e0

Phoenix Contact 2024 © - all rights reserved  
<https://www.phoenixcontact.com>

Phoenix Contact USA  
586 Fulling Mill Road  
Middletown, PA 17057, United States  
(+717) 944-1300  
[info@phoenixcon.com](mailto:info@phoenixcon.com)