




Connectors > RF Connectors > Coax Connectors



RF Interface: **SMA**

RF Connector Style: **Jack**

RF Connector Mated Outer Diameter (Approximate): **8.99 mm [.354 in]**

Impedance: **50 Ω**

RF Connector Coupling Mechanism: **Threaded**

Features

Product Type Features

Connector Product Type	Connector Assembly
RF Interface	SMA
RF Connector Style	Jack
Connector & Contact Terminates To	Printed Circuit Board

Configuration Features

PCB Mount Orientation	Right Angle
Number of Positions	1
Number of Coaxial Contacts	1

Electrical Characteristics

Impedance	50 Ω
-----------	------

Body Features

Body Material	Stainless Steel
Body Material Finish	Plated
Body Plating Material	Gold

Contact Features

RF Connector Center Contact Underplating Material	Copper, Nickel
RF Connector Contact Configuration	Captivated Contacts
RF Connector Center Contact Plating Material	Gold



RF Connector Center Contact Material

Beryllium Copper

Termination Features

Termination Post & Tail Length	3.9 mm[.155 in]
Termination Method to PCB	Through Hole - Solder

Mechanical Attachment

RF Connector Coupling Mechanism	Threaded
Connector Mounting Type	Board Mount
RF Contact Captivation Method	Mechanical

Dimensions

Profile Height from PCB	9.5 mm[.375 in]
Product Length	9.53 mm[.375 in]
RF Connector Mated Outer Diameter (Approximate)	8.99 mm[.354 in]

Usage Conditions

Operating Temperature Range	-65 – 125 °C[-85 – 257 °F]
-----------------------------	----------------------------

Operation/Application

Operating Frequency	18 GHz
---------------------	--------

Packaging Features

Packaging Method	Package
------------------	---------

Other

Dielectric Material	PTFE
---------------------	------

Product Compliance

For compliance documentation, visit the product page on [TE.com](#)>

EU RoHS Directive 2011/65/EU	Compliant with Exemptions
EU ELV Directive 2000/53/EC	Compliant with Exemptions
China RoHS 2 Directive MIIT Order No 32, 2016	Restricted Materials Above Threshold
EU REACH Regulation (EC) No. 1907/2006	Current ECHA Candidate List: JUNE 2024 (241) Candidate List Declared Against: JUNE 2024 (241) SVHC > Threshold: Pb (.6% in Component Part) Article Safe Usage Statements: Do not eat, drink or smoke when using this product. Wash thoroughly after handling. Recycle if possible and dispose of the article by following all applicable governmental regulations relevant to your geographic location.



Halogen Content	Low Bromine/Chlorine - Br and Cl < 900 ppm per homogenous material. Also BFR /CFR/PVC Free
Solder Process Capability	Wave solder capable to 265°C

Product Compliance Disclaimer

This information is provided based on reasonable inquiry of our suppliers and represents our current actual knowledge based on the information they provided. This information is subject to change. The part numbers that TE has identified as EU RoHS compliant have a maximum concentration of 0.1% by weight in homogenous materials for lead, hexavalent chromium, mercury, PBB, PBDE, DBP, BBP, DEHP, DIBP, and 0.01% for cadmium, or qualify for an exemption to these limits as defined in the Annexes of Directive 2011/65/EU (RoHS2). Finished electrical and electronic equipment products will be CE marked as required by Directive 2011/65/EU. Components may not be CE marked. Additionally, the part numbers that TE has identified as EU ELV compliant have a maximum concentration of 0.1% by weight in homogenous materials for lead, hexavalent chromium, and mercury, and 0.01% for cadmium, or qualify for an exemption to these limits as defined in the Annexes of Directive 2000/53/EC (ELV). Regarding the REACH Regulation, the information TE provides on SVHC in articles for this part number is based on the latest European Chemicals Agency (ECHA) 'Guidance on requirements for substances in articles' posted at this URL: <https://echa.europa.eu/guidance-documents/guidance-on-reach>

Also in the Series | AMP SMA

Battery Holders(1)

Coax Connectors(71)

Connector Adapters & Connector Savers(8)

Connector Caps & Covers(3)

Connector Hardware(2)

Connector Strain Relief(1)

RF Cable Assemblies(2)

Customers Also Bought







TE Part #2102060-2
Mezalok, Pin, 114 p, 50 Au, LF

TE Part #1-1393589-8
C42334A 347A102=HS-STECKER

TE Part #829261-6
HD FEMALE SCREWLOCK

TE Part #8-1393104-2
KRPA-14DG-12=KRPA



 <p>TE Part #1676226-2 RN 0805 1K21 0.1% 10PPM 1KRL</p>	 <p>TE Part #1676285-2 RN 0805 2K21 0.1% 10PPM 1KRL</p>	 <p>TE Part #1676237-2 RN 0805 1K5 0.1% 10PPM 1KRL</p>	 <p>TE Part #1676255-2 RN 0805 221R 0.1% 10PPM 1KRL</p>
 <p>TE Part #YA81516F24155P1VA1 PLUG ASSY</p>	 <p>TE Part #1-1423154-4 2122DH122NDC890=RLY,MINI,OFF,2</p>		

Documents

Product Drawings

2064 8001 90

English

CAD Files

Customer View Model

ENG_CVM_CVM_1053396-1_K.2d_dxf.zip

English

3D PDF

3D

Customer View Model

ENG_CVM_CVM_1053396-1_K.3d_igs.zip

English

Customer View Model

ENG_CVM_CVM_1053396-1_K.3d_stp.zip

English

By downloading the CAD file I accept and agree to the [Terms and Conditions](#) of use.