

PTS 2,5 BN - Feed-through terminal block



1037085

<https://www.phoenixcontact.com/us/products/1037085>

Please be informed that the data shown in this PDF document is generated from our online catalog. Please find the complete data in the user documentation. Our general terms of use for downloads are valid.



Feed-through terminal block, nom. voltage: 800 V, nominal current: 24 A, number of connections: 2, connection method: Push-in connection, 1 level, Rated cross section: 2.5 mm², cross section: 0.14 mm² - 4 mm², mounting type: NS 35/7,5, NS 35/15, color: brown

Your advantages

- 2, 3, and 4-conductor terminal blocks with the same shape
- Ground terminal blocks of the same shape are available
- The PTS 2,5, which is equipped with four bridge shafts, offers a wide range of potential bridging options
- Angled conductor entry for use in flat terminal boxes
- Large space saving when used in concealed wiring systems

Commercial data

Item number	1037085
Packing unit	50 pc
Minimum order quantity	50 pc
Sales key	BE22
Product key	BE2211
GTIN	4055626569147
Weight per piece (including packing)	7.731 g
Weight per piece (excluding packing)	7.429 g
Customs tariff number	85369010
Country of origin	PL

PTS 2,5 BN - Feed-through terminal block



1037085

<https://www.phoenixcontact.com/us/products/1037085>

Technical data

Product properties

Product type	Feed-through terminal block
Product family	PTS
Number of connections	2
Number of rows	1
Potentials	1

Data management status

Article revision	04
------------------	----

Insulation characteristics

Overvoltage category	III
Degree of pollution	3

Electrical properties

Rated surge voltage	8 kV
Maximum power dissipation for nominal condition	0.77 W

Connection data

Number of connections per level	2
Nominal cross section	2.5 mm ²

1 level

Stripping length	8 mm ... 10 mm
Internal cylindrical gage	A3
Connection in acc. with standard	IEC 60947-7-1
Conductor cross section rigid	0.14 mm ² ... 4 mm ²
Cross section AWG	26 ... 12 (converted acc. to IEC)
Conductor cross section flexible	0.14 mm ² ... 4 mm ²
Conductor cross section, flexible [AWG]	26 ... 12 (converted acc. to IEC)
Conductor cross-section flexible (ferrule without plastic sleeve)	0.14 mm ² ... 2.5 mm ²
Flexible conductor cross section (ferrule with plastic sleeve)	0.14 mm ² ... 2.5 mm ²
2 conductors with the same cross section, flexible, with TWIN ferrule with plastic sleeve	0.5 mm ²
Nominal current	24 A
Maximum load current	30 A (with 4 mm ² conductor cross section, rigid)
Nominal voltage	800 V
Nominal cross section	2.5 mm ²
Stripping length	8 mm ... 10 mm

1 level Connection cross sections directly pluggable

Conductor cross section rigid	0.34 mm ² ... 4 mm ²
Conductor cross-section flexible (ferrule without plastic sleeve)	0.34 mm ² ... 2.5 mm ²

PTS 2,5 BN - Feed-through terminal block



1037085

<https://www.phoenixcontact.com/us/products/1037085>

Flexible conductor cross section (ferrule with plastic sleeve)	0.34 mm ² ... 2.5 mm ²
--	--

Ex data

Rated data (ATEX/IECEX)

Identification	Ⓜ II 2 GD Ex eb IIC Gb
Operating temperature range	-60 °C ... 110 °C
Ex-certified accessories	3211799 PTS 2,5
	3206209 ATP-QTC
	1204517 SZF 1-0,6X3,5
	3022276 CLIPFIX 35-5
	3022218 CLIPFIX 35
List of bridges	Plug-in bridge / FBS 2-5 / 3030161
	Plug-in bridge / FBS 3-5 / 3030174
	Plug-in bridge / FBS 4-5 / 3030187
	Plug-in bridge / FBS 5-5 / 3030190
	Plug-in bridge / FBS 10-5 / 3030213
	Plug-in bridge / FBS 20-5 / 3030226
Bridge data	20 A / 2.5 mm ²
Ex temperature increase	40 K (23 A / 2.5 mm ²)
Rated voltage	550 V
for bridging with bridge	352 V
- At bridging between non-adjacent terminal blocks	352 V
- At bridging between non-adjacent terminal blocks via PE terminal block	352 V
- At cut-to-length bridging	166 V
- At cut-to-length bridging with cover	352 V
- At cut-to-length bridging with partition plate	440 V
Rated insulation voltage	500 V
output	(Permanent)

Ex level General

Rated current	21 A
Maximum load current	25 A
Contact resistance	1.08 mΩ

Ex connection data General

Nominal cross section	2.5 mm ²
Rated cross section AWG	14
Connection capacity rigid	0.14 mm ² ... 4 mm ²
Connection capacity AWG	26 ... 12
Connection capacity flexible	0.14 mm ² ... 2.5 mm ²
Connection capacity AWG	26 ... 14

Dimensions

Width	5.2 mm
-------	--------

PTS 2,5 BN - Feed-through terminal block



1037085

<https://www.phoenixcontact.com/us/products/1037085>

End cover width	2.2 mm
Height	49 mm
Depth on NS 35/7,5	43 mm
Depth on NS 35/15	50.5 mm

Material specifications

Color	brown (RAL 8028)
Flammability rating according to UL 94	V0
Insulating material group	I
Insulating material	PA

Mechanical properties

Mechanical data

Open side panel	Yes
-----------------	-----

Environmental and real-life conditions

Ambient conditions

Ambient temperature (operation)	-60 °C ... 110 °C (Operating temperature range incl. self-heating; for max. short-term operating temperature, see RTI Elec.)
Ambient temperature (storage/transport)	-25 °C ... 60 °C (for a short time, no longer than 24 h, -60°C to +70°C)
Ambient temperature (assembly)	-5 °C ... 70 °C
Ambient temperature (actuation)	-5 °C ... 70 °C
Permissible humidity (operation)	20 % ... 90 %
Permissible humidity (storage/transport)	30 % ... 70 %

Standards and regulations

Connection in acc. with standard	IEC 60947-7-1
----------------------------------	---------------

Mounting

Mounting type	NS 35/7,5
	NS 35/15
Thread type	()

PTS 2,5 BN - Feed-through terminal block

1037085

<https://www.phoenixcontact.com/us/products/1037085>



Drawings

Circuit diagram



PTS 2,5 BN - Feed-through terminal block




1037085


<https://www.phoenixcontact.com/us/products/1037085>


Approvals


To download certificates, visit the product detail page: <https://www.phoenixcontact.com/us/products/1037085>


 CSA Approval ID: 2030668				
	Nominal voltage U_N	Nominal current I_N	Cross section AWG	Cross section mm^2
Use group B	600 V	20 A	26 - 12	-
Use group C	600 V	20 A	26 - 12	-

 IECEE CB Scheme Approval ID: DE1-66980				
	Nominal voltage U_N	Nominal current I_N	Cross section AWG	Cross section mm^2
	800 V	24 A	-	0.2 - 2.5

 EAC Approval ID: RU C-DE.BL08.B.00644				
---	--	--	--	--

 LR Approval ID: LR2371832TA				
---	--	--	--	--

 NK Approval ID: 14ME0912				
--	--	--	--	--

 BV Approval ID: 25278/C1 BV				
---	--	--	--	--

 VDE Zeichengenehmigung Approval ID: 40032222				
	Nominal voltage U_N	Nominal current I_N	Cross section AWG	Cross section mm^2
	800 V	24 A	-	0.2 - 2.5

 PRS Approval ID: TE/2107/880590/21				
--	--	--	--	--

ABS Approval ID: 21-2192245-PDA				
---	--	--	--	--

PTS 2,5 BN - Feed-through terminal block



1037085

<https://www.phoenixcontact.com/us/products/1037085>

DNV

Approval ID: TAE000010T



cULus Recognized

Approval ID: E60425

	Nominal voltage U_N	Nominal current I_N	Cross section AWG	Cross section mm^2
Use group B				
	600 V	20 A	26 - 12	-
Use group C				
	600 V	20 A	26 - 12	-



IECEx

Approval ID: IECEx SEV13.0005U



ATEX

Approval ID: SEV13ATEX0159U



CCC

Approval ID: 2020322313000631



UKCA-EX

Approval ID: CML 22UKEX1224U

PTS 2,5 BN - Feed-through terminal block



1037085

<https://www.phoenixcontact.com/us/products/1037085>

Classifications

ECLASS

ECLASS-11.0	27141120
ECLASS-13.0	27250101

ETIM

ETIM 9.0	EC000897
----------	----------

UNSPSC

UNSPSC 21.0	39121400
-------------	----------

PTS 2,5 BN - Feed-through terminal block



1037085

<https://www.phoenixcontact.com/us/products/1037085>

Environmental product compliance

EU RoHS

Fulfills EU RoHS substance requirements	Yes, No exemptions
---	--------------------

China RoHS

Environment friendly use period (EFUP)	EFUP-E
	No hazardous substances above the limits

EU REACH SVHC

REACH candidate substance (CAS No.)	No substance above 0.1 wt%
-------------------------------------	----------------------------

Phoenix Contact 2024 © - all rights reserved
<https://www.phoenixcontact.com>

Phoenix Contact USA
586 Fulling Mill Road
Middletown, PA 17057, United States
(+717) 944-1300
info@phoenixcon.com