

SACCBP-FSB-5CON-PG9/1,0-900SCO - Device connector rear mounting



1437614

<https://www.phoenixcontact.com/us/products/1437614>

Please be informed that the data shown in this PDF document is generated from our online catalog. Please find the complete data in the user documentation. Our general terms of use for downloads are valid.



Device connector rear mounting, INTERBUS (16 Mbps), 5-position, PUR halogen-free, green RAL 6017, shielded, Socket, straight, M12-SPEEDCON, coding: B, on free cable end, Rear mounting, Cable connection, cable length: 1 m, INTERBUS, Alternative product in accordance with RoHS II without Exemption 6c (Pb < 0.1 %) item no.: 1239667

Your advantages

- Preassembled with cables in various standard lengths for immediate use
- Customer-specific assemblies and cable lengths can be supplied
- Sealed on the cable side for optimum tightness of seal
- Cable designs for all common networks and fieldbuses
- For high transmission safety: shield connection to the housing with optional EMC nut

Commercial data

Item number	1437614
Packing unit	1 pc
Minimum order quantity	1 pc
Product key	ABQDGH
Catalog page	Page 425 (C-2-2019)
GTIN	4046356458351
Weight per piece (including packing)	95.8 g
Weight per piece (excluding packing)	95.8 g
Country of origin	DE

SACCBP-FSB-5CON-PG9/1,0-900SCO - Device connector rear mounting



1437614

<https://www.phoenixcontact.com/us/products/1437614>

Technical data

Notes

Notes on operation	The electrical and mechanical data specified assume that the connector pair is correctly locked and mounted. If the connector is unlocked and if there is a danger of contamination, the connector must be sealed using a protective cap > IP54. Influences arising from litz wires, cables or PCB assembly must also be taken into consideration.
Order information:	Lock nut is included in the scope of delivery

Safety note

Safety note	<p>WARNING: The connectors may not be plugged in or disconnected under load. Ignoring the warning or improper use may damage persons and/or property.</p> <ul style="list-style-type: none">• WARNING: Commission properly functioning products only. The products must be regularly inspected for damage. Decommission defective products immediately. Replace damaged products. Repairs are not possible.• WARNING: Only electrically qualified personnel may install and operate the product. They must observe the following safety notes. The qualified personnel must be familiar with the basics of electrical engineering. They must be able to recognize and prevent danger. The relevant symbol on the packaging indicates that only personnel familiar with electrical engineering are allowed to install and operate the product.• The products are suitable for applications in plant, controller, and electrical device engineering.• When operating the connectors in outdoor applications, they must be separately protected against environmental influences.• Assembled products may not be manipulated or improperly opened.• Only use mating connectors that are specified in the technical data of the standards listed (e.g. the ones listed in the product accessories online at phoenixcontact.com/products).• When using the product in direct connection with third-party manufacturers, the user is responsible.• For operating voltages > 50 V AC, conductive connector housings must be grounded• Ensure that when laying the cable, the tensile load on the connectors does not exceed the upper limit specified in the standards.• Observe the corresponding technical data. You will find information:<ul style="list-style-type: none">o On the producto On the packing labelo In the supplied documentationo Online at phoenixcontact.com/products under the product• Only use tools recommended by Phoenix Contact• Use a protective cap to protect connectors that are not in use. The suitable accessories are available online in the accessory
-------------	--

SACCBP-FSB-5CON-PG9/1,0-900SCO - Device connector rear mounting



1437614

<https://www.phoenixcontact.com/us/products/1437614>

section of the product at [phoenixcontact.com/products](https://www.phoenixcontact.com/products)

- Ensure that the protective or functional ground has been properly connected.

- VDE 0100/1.97 § 411.1.3.2 and DIN EN 60 204/11.98 § 14.1.3 are applicable when combining several circuits in a cable and/or connector

- The connector warms up in normal operation. Depending on the ambient conditions, the surface of the connector can continue to warm up. In this case, the user is responsible for posting warnings (e.g. DIN EN ISO 13732-1:2008-12).

Mounting

Mounting type

Rear mounting

Product properties

Product type	Circular connectors (device side)
Sensor type	INTERBUS
Number of positions	5
No. of cable outlets	1
Shielded	yes
Coding	B
Thread type	M12

Insulation characteristics

Overvoltage category	II
Degree of pollution	3

Material specifications

Flammability rating according to UL 94	V0
Seal material	FKM
Contact material	CuZn
Contact surface material	Ni/Au
Contact carrier material	PA 6.6
Material for screw connection	Brass, nickel-plated
Outer sheath, material	PUR

Electrical properties

Rated surge voltage	1.5 kV
Insulation resistance	100 MΩ
Nominal voltage U_N	48 V AC
	60 V DC
Nominal current I_N	4 A (Plug/socket in accordance with IEC 61076-2-101, cable technical data is to be observed)
Transmission medium	Copper

Connection data

SACCBP-FSB-5CON-PG9/1,0-900SCO - Device connector rear mounting



1437614

<https://www.phoenixcontact.com/us/products/1437614>

Conductor connection

Connection method	Cable connection
Contact connection type	Socket
Tightening torque	2 Nm ... 3 Nm (Installation-side)

Mechanical properties

Mechanical data

Insertion/withdrawal cycles	> 100
-----------------------------	-------

Connector

Connection 1

Head design	Socket
Head cable outlet	straight
Head thread type	M12
Head locking type	SPEEDCON
Coding	B


Connection 2

Head design	free cable end
-------------	----------------

Cable/line

Cable length	1 m
--------------	-----

INTERBUS [900]

Dimensional drawing	
Cable weight	70 kg/km
Number of positions	6
Shielded	yes
Cable type	INTERBUS [900]
Conductor structure	3 x 2 x 0.22 mm ²
Signal speed	0.66 c
Conductor structure signal line	32x 0.10 mm
AWG signal line	24
Conductor cross section	3x 2x 0.22 mm ²
External cable diameter	8.00 mm

SACCBP-FSB-5CON-PG9/1,0-900SCO - Device connector rear mounting



1437614

<https://www.phoenixcontact.com/us/products/1437614>

Outer sheath, material	PUR
External sheath, color	may green RAL 6017
Conductor material	Bare Cu litz wires
Material wire insulation	PE
Single wire, color	green-yellow, white-brown, gray-pink
Twisted pairs	2 cores to the pair
Overall twist	3 pairs to the core
Insulation resistance	$\geq 5 \text{ G}\Omega \cdot \text{km}$
Coupling resistance	$< 250.00 \text{ m}\Omega/\text{m}$ (at 30 MHz)
Loop resistance	$\leq 159.80 \text{ }\Omega/\text{km}$
Wave impedance	$120 \text{ }\Omega \pm 20 \%$ (at 64 kHz)
	$100 \text{ }\Omega \pm 15 \%$ (with 1 MHz)
Cable capacity	$\leq 60 \text{ nF/km}$ (At 800 Hz)
Nominal voltage, cable	250 V (Peak value, not for high-power applications)
Test voltage Core/Core	$1500 \text{ V}_{\text{rms}}$
Test voltage Core/Shield	$1000.00 \text{ V}_{\text{rms}}$
Minimum bending radius, fixed installation	$7.5 \times D$
Minimum bending radius, flexible installation	$15 \times D$
Smallest bending radius, fixed installation	60 mm
Smallest bending radius, movable installation	120 mm
Max. bending cycles	5000000
Bending radius	120 mm
Traversing path	10 m
Traversing rate	1.6 m/s
Acceleration	3.2 m/s^2
Near end crosstalk attenuation (NEXT)	$\geq 61 \text{ dB}$ (at 772 kHz)
	$\geq 59 \text{ dB}$ (with 1 MHz)
	$\geq 55 \text{ dB}$ (at 2 MHz)
	$\geq 50 \text{ dB}$ (at 4 MHz)
	$\geq 46 \text{ dB}$ (at 8 MHz)
	$\geq 44 \text{ dB}$ (at 10 MHz)
	$\geq 41 \text{ dB}$ (at 16 MHz)
	$\geq 40 \text{ dB}$ (at 20 MHz)
Shield attenuation	$\leq 15 \text{ dB/km}$ (at 256 kHz)
	$\leq 24 \text{ dB/km}$ (at 772 kHz)
	$\leq 27 \text{ dB/km}$ (with 1 MHz)
	$\leq 52 \text{ dB/km}$ (at 4 MHz)
	$\leq 84 \text{ dB/km}$ (at 10 MHz)
	$\leq 112 \text{ dB/km}$ (at 16 MHz)
	$\leq 119 \text{ dB/km}$ (at 20 MHz)
Flame resistance	according to VDE 0472, Part 4, test type B
	according to IEC 60332-1

SACCBP-FSB-5CON-PG9/1,0-900SCO - Device connector rear mounting



1437614
<https://www.phoenixcontact.com/us/products/1437614>

Ambient temperature (operation)	-40 °C ... 80 °C (cable, fixed installation)
	-30 °C ... 70 °C (Cable, flexible installation)

Environmental and real-life conditions

Ambient conditions	
Degree of protection	IP67 (When plugged in)
	IP65 (When plugged in)
	IP65/IP67
Ambient temperature (operation)	-25 °C ... 85 °C (Plug / socket)
	-40 °C ... 85 °C (without mechanical actuation)

Standards and regulations

M12	
Standard designation	M12 connector
Standards/specifications	IEC 61076-2-101

SACCBP-FSB-5CON-PG9/1,0-900SCO - Device connector rear mounting

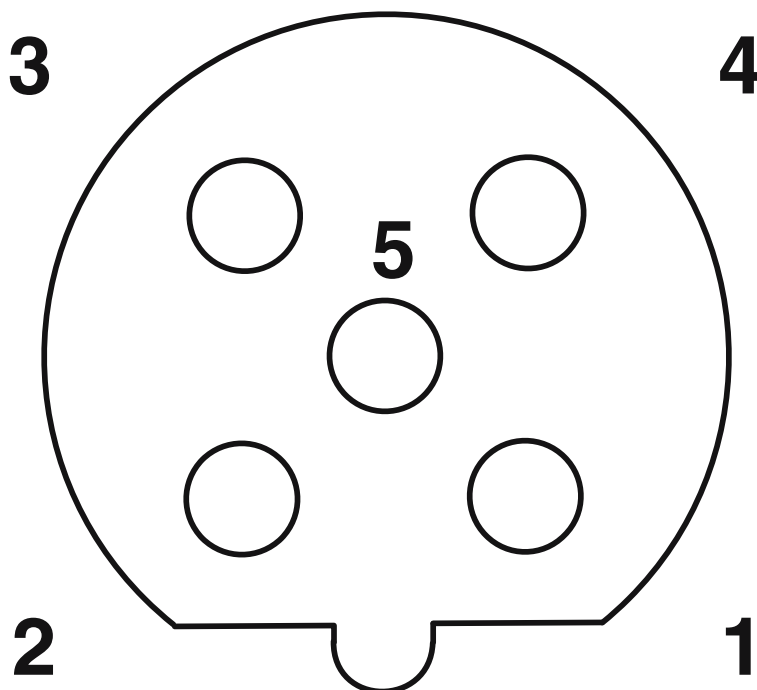


1437614

<https://www.phoenixcontact.com/us/products/1437614>

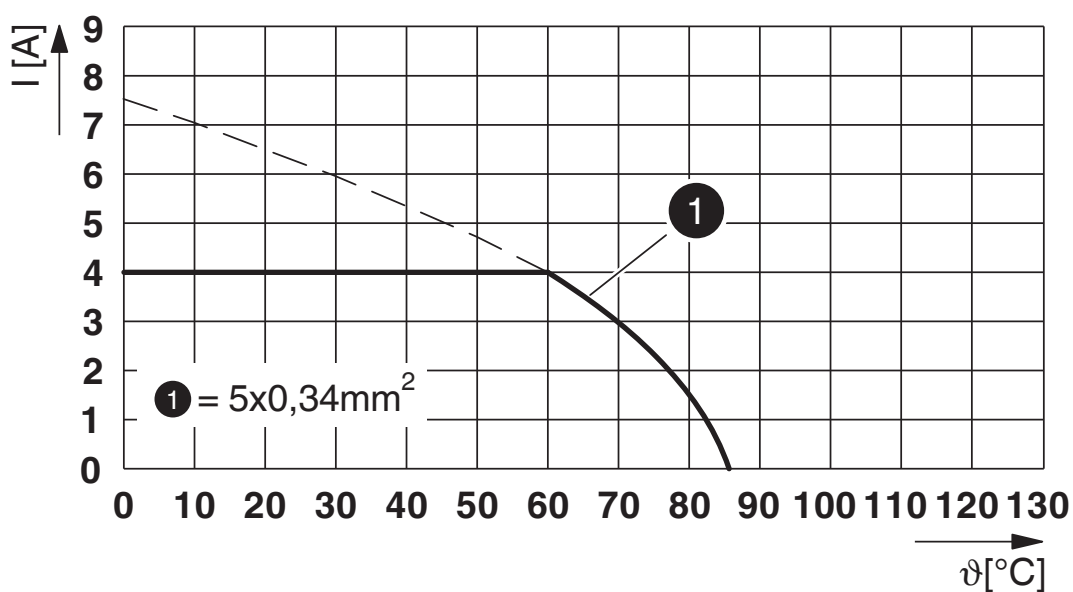
Drawings

Schematic diagram



Pin assignment M12 socket, 5-pos., B-coded, female side

Diagram



I = current strength, T = ambient temperature

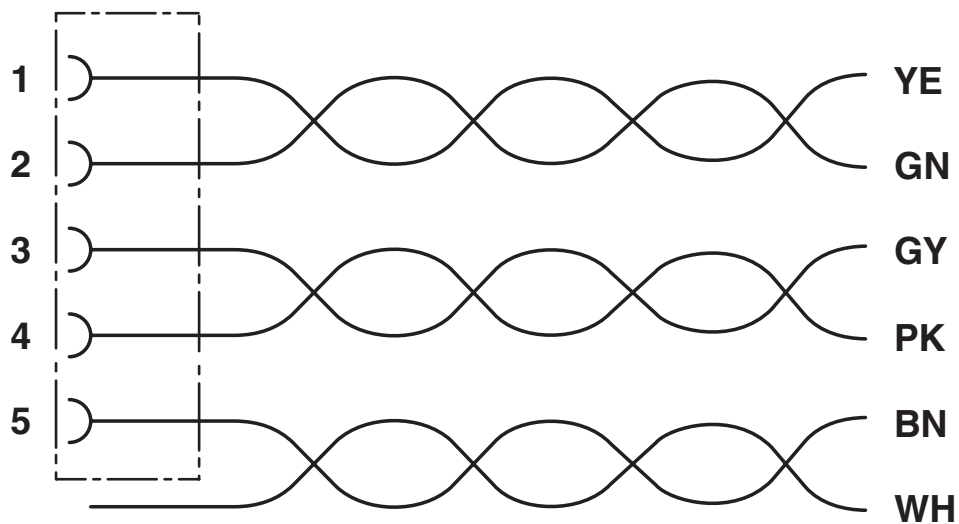
SACCBP-FSB-5CON-PG9/1,0-900SCO - Device connector rear mounting



1437614

<https://www.phoenixcontact.com/us/products/1437614>

Circuit diagram



SACCBP-FSB-5CON-PG9/1,0-900SCO - Device connector rear mounting



1437614
<https://www.phoenixcontact.com/us/products/1437614>

Approvals

To download certificates, visit the product detail page: <https://www.phoenixcontact.com/us/products/1437614>

	UL Recognized			
	Approval ID: E221474-20220907			
		Nominal voltage U_N	Nominal current I_N	Cross section AWG
		60 V	2 A	- 22
				Cross section mm ²
				-

	cUL Recognized			
	Approval ID: E221474-20220907			
		Nominal voltage U_N	Nominal current I_N	Cross section AWG
		60 V	1.5 A	-
				Cross section mm ²
				-

	UL Recognized			
	Approval ID: E118976-20100522			
		Nominal voltage U_N	Nominal current I_N	Cross section AWG
		60 V	4 A	-
				Cross section mm ²
				-

SACCBP-FSB-5CON-PG9/1,0-900SCO - Device connector rear mounting



1437614
<https://www.phoenixcontact.com/us/products/1437614>

Classifications

ECLASS

ECLASS-11.0	27440103
ECLASS-12.0	27440103
ECLASS-13.0	27440103

ETIM

ETIM 9.0	EC003570
----------	----------

UNSPSC

UNSPSC 21.0	39121400
-------------	----------

SACCBP-FSB-5CON-PG9/1,0-900SCO - Device connector rear mounting



1437614
<https://www.phoenixcontact.com/us/products/1437614>

Environmental product compliance

EU RoHS	
Fulfills EU RoHS substance requirements	Yes
Exemption	6(c)
China RoHS	
Environment friendly use period (EFUP)	EFUP-50
	An article-related China RoHS declaration table can be found in the download area for the respective article under "Manufacturer declaration". For all articles with EFUP-E, no China RoHS declaration table issued and required.
EU REACH SVHC	
REACH candidate substance (CAS No.)	Lead(CAS: 7439-92-1)
SCIP	0422cbd9-c6f6-4d8d-a349-aa3c1dac5b4a

SACCBP-FSB-5CON-PG9/1,0-900SCO - Device connector rear mounting



1437614

<https://www.phoenixcontact.com/us/products/1437614>

Accessories

SACC-PG9-KD-NUT-SH - EMC nut

1440177

<https://www.phoenixcontact.com/us/products/1440177>

EMC nut, Threads, Pg9, Alternative product in accordance with RoHS II without Exemption 6c (Pb < 0.1 %) item no.: 1239704



Phoenix Contact 2024 © - all rights reserved
<https://www.phoenixcontact.com>

Phoenix Contact USA
586 Fulling Mill Road
Middletown, PA 17057, United States
(+717) 944-1300
info@phoenixcon.com