THIS DRAWING IS UNPUBLISHED. RELEASED FOR PUBLICATION 20
© COPYRIGHT 20 BY - ALL RIGHTS RESERVED.

REVISIONS

P	LTR	DESCRIPTION	DATE	DWN	APVD
	A	ECR-16-013646	17MAY2017	A.D	I.Y
	C	ECR-17-015282	24NOV2017	A.D	E.J
	D	ECR-18-011532	10AUG2018	A.D	SY.W

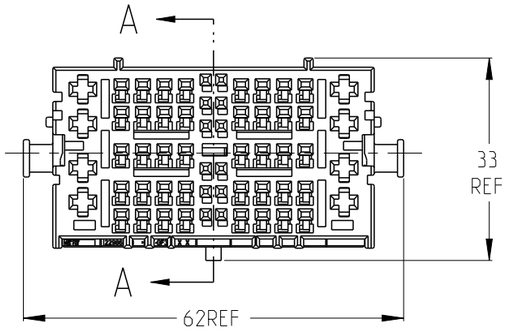

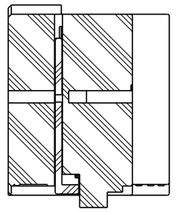

SECTION A-A

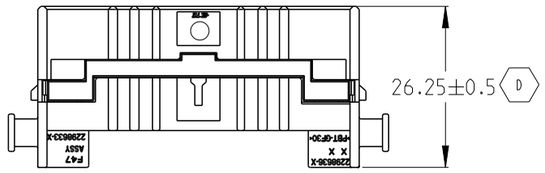

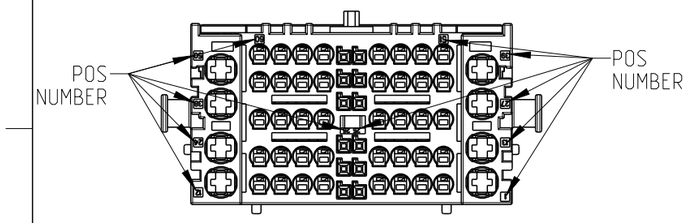

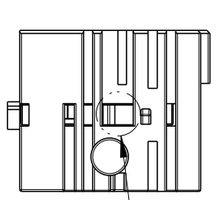

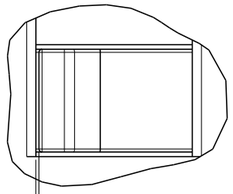

DETAIL A
SCALE 5:1

1 TPA IN PRE-LOCK DELIVERY STATUS

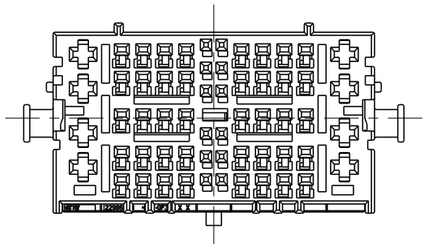

2298633-1
CODINGA

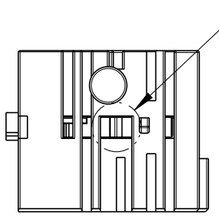

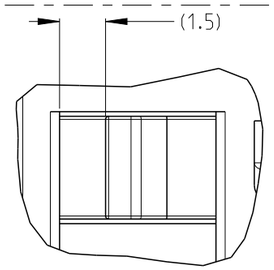

DETAIL B
SCALE 5:1

2 TPA IN END-LOCK

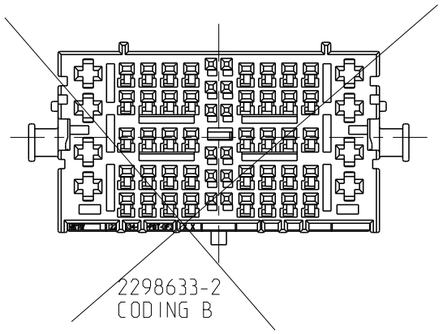

2298633-2
CODING B

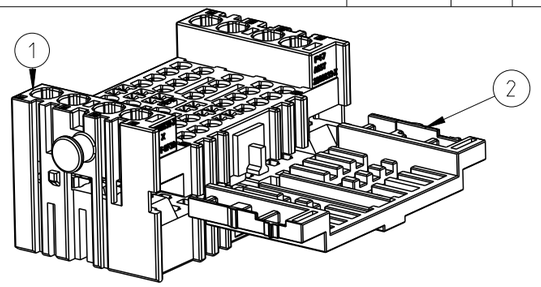

NOTE:

1. TPA SHOULD BE IN PRE-LOCK LOCATION IN DELIVERY STATUS.
2. TPA IN END-LOCK LOCATION.
3. PRODUCT SPEC 108-101432
4. MATING PART IS 2298637-X
5. APPLICABLE CONTACT AND WIRE SIZE SEE BELOW:

D

CONTACT SIZE(MM)	WIRE SIZE(MM2)	INSULATION DIA(MM)	CONTACT	PLATING
1.2	0.22-0.35	1.1-1.4	2296537-1	PRE-TIN
	0.5-0.75	1.4-1.9	2296537-2	PRE-TIN
	1.0-1.5	1.9-2.4	2296537-3	PRE-TIN
0.64	0.2-0.5	0.9-1.6	928999-1	PRE-TIN
			5-928999-1	PRE-TIN
	0.5-0.75	1.4-1.9	963715-1	PRE-TIN
			5-963715-1	PRE-TIN
2.8	0.5-1.0	1.4-2.1	1241388-1	PRE-TIN
	>1.0-2.5	2.2-3.0	1241390-1	PRE-TIN
	>2.5-4.0	2.7-3.7	1-968853-1	PRE-TIN

NO	DESCRIBE	MATERIAL	XXX-1	XXX-2
2	TPA REC HSG,20POS,HYBRID	PBT-GF30	1	1
1	60POS,HYBRID,REC HSG,UNSLD,COD B	PBT-GF30		1
	60POS,HYBRID,REC HSG,UNSLD,COD A		1	
			ASSY P/N	

THIS DRAWING IS A CONTROLLED DOCUMENT.

DIMENSIONS: mm

TOLERANCES UNLESS OTHERWISE SPECIFIED:
~~0 PLC ±-~~
~~1 PLC ±0.1~~
~~2 PLC ±0.01~~
~~3 PLC ±0.001~~
~~4 PLC ±0.0001~~
ANGLES ±-

MATERIAL - -
FINISH - -

DWN A.DANG 21APR2016
CHK SY.WANG 21APR2016
APVD SY.WANG 21APR2016
PRODUCT SPEC 108-101432
APPLICATION SPEC -
WEIGHT -

TE Connectivity

NAME 60POS, REC HOUSING ASSY
- -

SIZE	CAGE CODE	DRAWING NO	RESTRICTED TO
A3	-	C-2298633	-

CUSTOMER DRAWING | SCALE 1:1 | SHEET 1 OF 1 | REV D