




Connectors > Lighting Connectors > Poke-In Connectors



Connector System: **Wire-to-Board**
Number of Positions: **2**
Centerline (Pitch): **4 mm [.157 in]**
Connector & Contact Terminates To: **Wire & Cable**
Connector Height: **3.9 mm [.154 in]**

Features

Product Type Features

Product Line	Poke-In
Connector System	Wire-to-Board
Connector & Contact Terminates To	Wire & Cable

Configuration Features

Number of Positions	2
---------------------	---

Electrical Characteristics

Operating Voltage	250 VAC
-------------------	---------

Body Features

Header Mating Direction	Horizontal
Primary Product Color	Black

Contact Features

Contact Fabrication	Stamped & Formed
PCB Contact Termination Area Plating Material Thickness	3 μm[118.11 μin]



Contact Layout	Inline
Contact Mating Area Plating Material Thickness	3 μm[118 μin]
Contact Mating Area Plating Material	Tin
PCB Contact Termination Area Plating Material Finish	Matte
Contact Mating Area Plating Material Finish	Matte
PCB Contact Termination Area Plating Material	Tin
Contact Current Rating (Max)	4 A

Termination Features

Termination Method to PCB	Surface Mount
---------------------------	---------------

Mechanical Attachment

PCB Mount Retention	With
Connector Mounting Type	Board Mount

Housing Features

Centerline (Pitch)	4 mm[.157 in]
--------------------	---------------

Dimensions

Compatible Insulation Diameter Range	2.1 mm[.083 in]
Connector Height	3.9 mm[.154 in]
Wire Size	18 – 22 AWG

Usage Conditions

Operating Temperature Range	-40 – 105 °C[-40 – 221 °F]
-----------------------------	----------------------------

Operation/Application

Circuit Application	Power & Signal
---------------------	----------------

Industry Standards

Compatible With Agency/Standards Products	CSA, UL
Compatible With Approved Standards Products	CSA/C22.2 No. 182.3-M1987, UL 1977, UL E28476
UL Flammability Rating	UL 94V-0

Packaging Features

Packaging Method	SMT Pocket Tape
------------------	-----------------

Product Compliance

For compliance documentation, visit the product page on [TE.com](#)>



EU RoHS Directive 2011/65/EU	Compliant
EU ELV Directive 2000/53/EC	Compliant
China RoHS 2 Directive MIIT Order No 32, 2016	No Restricted Materials Above Threshold
EU REACH Regulation (EC) No. 1907/2006	Current ECHA Candidate List: JUNE 2024 (241) Candidate List Declared Against: JUNE 2023 (235) Does not contain REACH SVHC
Halogen Content	Low Halogen - Br, Cl, F, I < 900 ppm per homogenous material. Also BFR/CFR/PVC Free
Solder Process Capability	Reflow solder capable to 260°C

Product Compliance Disclaimer


This information is provided based on reasonable inquiry of our suppliers and represents our current actual knowledge based on the information they provided. This information is subject to change. The part numbers that TE has identified as EU RoHS compliant have a maximum concentration of 0.1% by weight in homogenous materials for lead, hexavalent chromium, mercury, PBB, PBDE, DBP, BBP, DEHP, DIBP, and 0.01% for cadmium, or qualify for an exemption to these limits as defined in the Annexes of Directive 2011/65/EU (RoHS2). Finished electrical and electronic equipment products will be CE marked as required by Directive 2011/65/EU. Components may not be CE marked. Additionally, the part numbers that TE has identified as EU ELV compliant have a maximum concentration of 0.1% by weight in homogenous materials for lead, hexavalent chromium, and mercury, and 0.01% for cadmium, or qualify for an exemption to these limits as defined in the Annexes of Directive 2000/53/EC (ELV). Regarding the REACH Regulation, the information TE provides on SVHC in articles for this part number is based on the latest European Chemicals Agency (ECHA) 'Guidance on requirements for substances in articles' posted at this URL: <https://echa.europa.eu/guidance-documents/guidance-on-reach>

Compatible Parts



TE Part # 2834006-2
RELEASE POKE-IN
CONNECTOR_2POLES


Also in the Series | Insulation Displacement Connectors Closed End



Ballast Connectors(23)



Board-In Connectors(9)



PCB Headers & Receptacles(1)



Poke-In Connectors(66)

Customers Also Bought



TE Part #5-1462037-4
IM41GR=IM RELAY 100mW 3V BIS



TE Part #1241152-4
4P HV100 REC. CON, SMD, GOLD, BLISTER



TE Part #2834167-3
RELEASABLE SLIM CONTACT



TE Part #T4062113004-001
RPC-M8-4MS-0.5SH-M8-4FS-PVC

Documents

Product Drawings

Poke In SMT,2 Position Connect

English

CAD Files

Customer View Model

ENG_CVM_CVM_1-1954097-1_A.3d_stp.zip

English

Customer View Model

ENG_CVM_CVM_1-1954097-1_A.2d_dxf.zip

English

Customer View Model

ENG_CVM_CVM_1-1954097-1_A.3d_igs.zip

English

3D PDF

3D

By downloading the CAD file I accept and agree to the [Terms and Conditions](#) of use.

Product Specifications

Application Specification

English