



**MODEL:** HSB34-282811 | **DESCRIPTION:** HEAT SINK

**FEATURES**

- BGA design
- low profile
- aluminum alloy
- black anodized finish



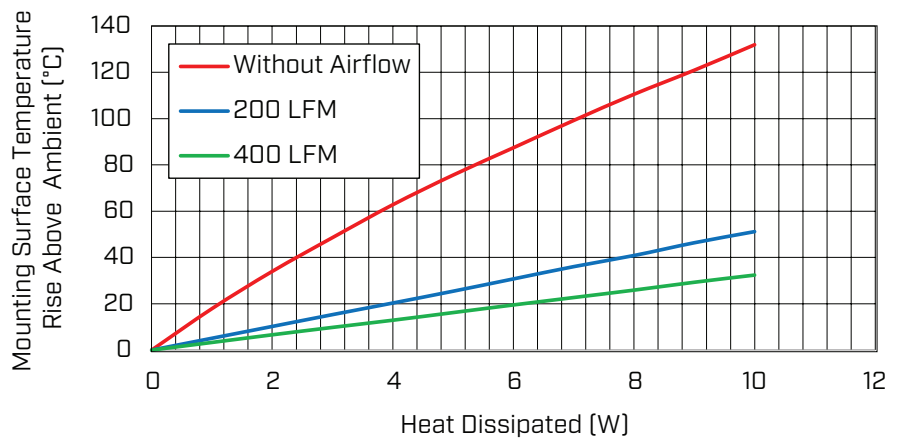
**MODEL**

| HSB34-282811 | thermal resistance <sup>1</sup> |                        |                       |                       | power dissipation <sup>1</sup> |
|--------------|---------------------------------|------------------------|-----------------------|-----------------------|--------------------------------|
|              | @ 75°C ΔT, nat conv [°C/W]      | @ 1 W, nat conv [°C/W] | @ 1 W, 200 LFM [°C/W] | @ 1 W, 400 LFM [°C/W] | @ 75°C ΔT, nat conv [W]        |
|              | 15.05                           | 17.9                   | 5.1                   | 3.3                   | 4.98                           |

Note: 1. See performance curves for full thermal resistance details.

**PERFORMANCE CURVES**

| Power (W) | Heatsink Temperature Rise Above Ambient (ΔT = T <sub>hs</sub> - T <sub>a</sub> ) [°C] |         |         |
|-----------|---|---------|---------|
|           | Natural Conv.   | 200 LFM | 400 LFM |
| 0         | 0   | 0       | 0       |
| 1         | 17.9  | 5.1     | 3.3     |
| 2         | 34.0  | 10.2    | 6.6     |
| 3         | 48.6  | 15.3    | 9.8     |
| 4         | 62.8  | 20.3    | 12.9    |
| 5         | 75.6  | 25.4    | 16.2    |
| 6         | 87.4  | 30.7    | 19.5    |
| 7         | 99.2  | 36.0    | 22.7    |
| 8         | 110.5   | 40.8    | 25.9    |
| 9         | 120.9   | 46.3    | 29.3    |
| 10        | 131.9   | 51.1    | 32.4    |

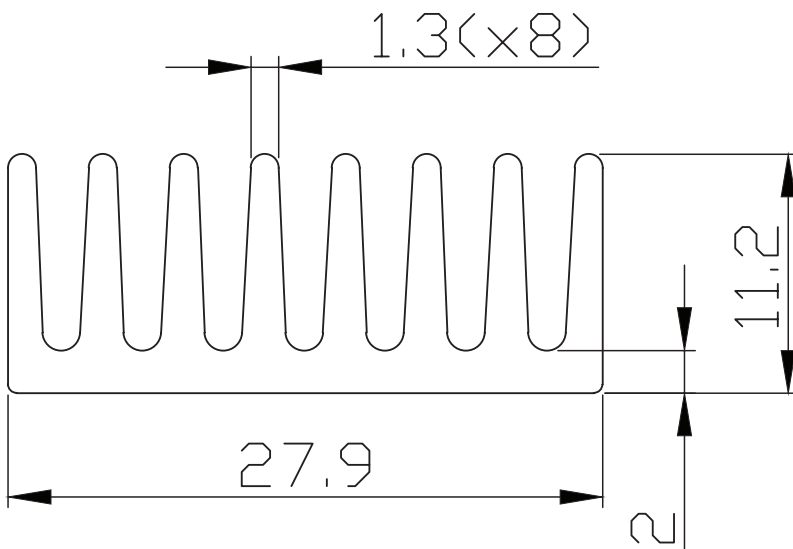
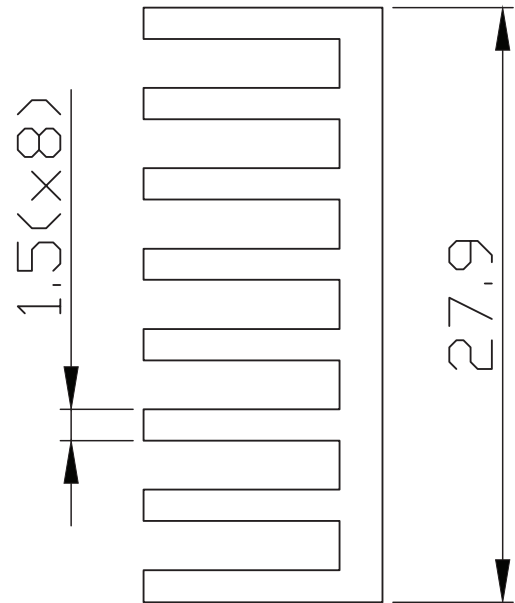



T<sub>hs</sub>: "hot spot" temperature measured on the heatsink  
 T<sub>a</sub>: ambient temperature

## MECHANICAL DRAWING

units: mm  
tolerance:  $\pm 0.50$  mm

|          |                |
|----------|----------------|
| MATERIAL | AL 6063-T5     |
| FINISH   | black anodized |
| WEIGHT   | 9 g            |



## REVISION HISTORY

| rev. | description                       | date       |
|------|-----------------------------------|------------|
| 1.0  | initial release                   | 03/01/2024 |
| 1.01 | CUI Devices rebranded to Same Sky | 09/12/2024 |

The revision history provided is for informational purposes only and is believed to be accurate.



Same Sky offers a one (1) year limited warranty. Complete warranty information is listed on our website.

Same Sky reserves the right to make changes to the product at any time without notice. Information provided by Same Sky is believed to be accurate and reliable. However, no responsibility is assumed by Same Sky for its use, nor for any infringements of patents or other rights of third parties which may result from its use.

Same Sky products are not authorized or warranted for use as critical components in equipment that requires an extremely high level of reliability. A critical component is any component of a life support device or system whose failure to perform can be reasonably expected to cause the failure of the life support device or system, or to affect its safety or effectiveness.

[sameskydevices.com](https://www.sameskydevices.com)