

FR 1,27/ 26-MV 3,25 - SMD male connectors



1337141

<https://www.phoenixcontact.com/us/products/1337141>

Please be informed that the data shown in this PDF document is generated from our online catalog. Please find the complete data in the user documentation. Our general terms of use for downloads are valid.

SMD male connector, nominal current: 2.2 A, Test voltage: 840 V AC, number of positions: 26, pitch: 1.27 mm, color: black, contact surface: Au, contact connection type: Pin, mounting: SMD soldering



Your advantages

- The first high-speed data transmission at up to 28 Gbps using the established market standard, opens up new design possibilities.
- Robust 6-pos. to 100-pos. board-to-board and wire-to-board connectors ensure greater flexibility with regard to component options.
- Time savings during the development process with customer-specific simulations for data integrity
- Gold-plated contact points enable long-term stable signal transmission and currents of up to 2.3 A.
- Design-in support during device development using MCAD/ECAD data and a free sample service

Commercial data

| | |
|--------------------------------------|---------------|
| Item number | 1337141 |
| Packing unit | 280 pc |
| Minimum order quantity | 280 pc |
| Sales key | AA24 |
| Product key | AAXGAC |
| GTIN | 4063151637842 |
| Weight per piece (including packing) | 2.451 g |
| Weight per piece (excluding packing) | 2.451 g |
| Customs tariff number | 85366930 |
| Country of origin | CN |

FR 1,27/ 26-MV 3,25 - SMD male connectors



1337141

<https://www.phoenixcontact.com/us/products/1337141>

Technical data

Product properties

| | |
|---------------------|---------------------|
| Product type | SMD male connector |
| Product family | FR 1,27/...-MV 3,25 |
| Number of positions | 26 |
| Pitch | 1.27 mm |
| Number of rows | 2 |
| Pin layout | Linear pad geometry |

Data management status

| | |
|------------------|----|
| Article revision | 01 |
|------------------|----|

Electrical properties

| | |
|-----------------------|--|
| Nominal current I_N | 2.2 A IEC 60512-5-2:2002-02 (at 20°C 100-pos.) |
| Contact resistance | 10 mΩ |
| Test voltage | 840 V AC IEC 60512-4-1:2003 |

Mounting

| | |
|---------------|---------------------|
| Mounting type | SMD soldering |
| Pin layout | Linear pad geometry |

Processing notes

| | |
|----------------------------------|------------------|
| Process | Reflow soldering |
| Moisture Sensitive Level | MSL 1 |
| Classification temperature T_c | 260 °C |
| Solder cycles in the reflow | 3 |

Material specifications

Material data - contact

| | |
|---|--|
| Note | WEEE/RoHS-compliant, free of whiskers according to IEC 60068-2-82/JEDEC JESD 201 |
| Contact material | Cu alloy |
| Surface characteristics | Selective coating |
| Metal surface contact area (top layer) | Gold (Au) |
| Metal surface contact area (middle layer) | Nickel (Ni) |
| Metal surface soldering area (top layer) | Tin (Sn) |
| Metal surface soldering area (middle layer) | Nickel (Ni) |

Material data - housing

| | |
|--|--------------|
| Color (Housing) | black (9005) |
| Insulating material | LCP |
| Insulating material group | IIIb |
| CTI according to IEC 60112 | 150 |
| Flammability rating according to UL 94 | V0 |

FR 1,27/ 26-MV 3,25 - SMD male connectors



1337141

<https://www.phoenixcontact.com/us/products/1337141>

Notes

| | |
|--------------------|--|
| Notes on operation | The permissible voltage during operation depends on the application, taking into consideration the air clearances and creepage distances within the scope of insulation requirements in accordance with IEC 60664-1. |
|--------------------|--|

Dimensions

| | |
|---------------------|---------|
| Dimensional drawing | |
| Pitch | 1.27 mm |
| Width [w] | 21.6 mm |
| Height [h] | 9 mm |
| Length [l] | 7.2 mm |
| Installed height | 8.25 mm |

Application

| | |
|-------------------|--|
| Contact cover | 0.9 mm |
| Center offset | ± 0.7 mm in longitudinal and transverse direction |
| Stack height | 9.5 mm Tolerance: +1,5 mm (in combination with Range of articles:FR 1,27/...-FV 6,25) |
| | 12.3 mm Tolerance: +1,5 mm (in combination with Range of articles:FR 1,27/...-FV 9,05) |
| Wipe length | 1.5 mm |
| Angular tolerance | ± 5 ° in longitudinal and transverse direction |

PCB design

| | |
|--------------|--------------|
| Pad geometry | 0.8 x 1.1 mm |
|--------------|--------------|

Electrical tests

Thermal test | Test group C

| | |
|---------------|-----------------------|
| Specification | IEC 60512-5-2:2002-02 |
|---------------|-----------------------|

Insulation resistance

| | |
|--|-----------------------|
| Specification | IEC 60512-3-1:2002-02 |
| Insulation resistance, neighboring positions | ≥ 5 GΩ |

Air clearances and creepage distances |

| | |
|---|---------|
| Insulating material group | IIIb |
| Minimum value for clearance and creepage distance | 0.56 mm |

Environmental and real-life conditions

Vibration test

FR 1,27/ 26-MV 3,25 - SMD male connectors



1337141

<https://www.phoenixcontact.com/us/products/1337141>

| | |
|------------------------|--|
| Specification | IEC 60068-2-6:2007-12 |
| Frequency | 10 - 2000 - 10 Hz |
| Sweep speed | 1 octave/min |
| Amplitude | 1.5 mm (10 Hz ... 58 Hz) |
| Acceleration | 200 m/s ² (58 Hz ... 2000 Hz) |
| Test duration per axis | 2.5 h |
| Test directions | X-, Y- and Z-axis |

Durability test

| | |
|--|-----------------------------------|
| Specification | IEC 60512-9-1:2010-03 (following) |
| Contact resistance R ₁ | 10 mΩ |
| Contact resistance R ₂ | 15 mΩ |
| Insertion/withdrawal cycles | 500 |
| Insulation resistance, neighboring positions | ≥ 5 GΩ |

Shocks

| | |
|-----------------|-----------------------------------|
| Specification | IEC 60068-2-27:2008-02 |
| Pulse shape | Semi-sinusoidal |
| Acceleration | 490 m/s ² |
| Shock duration | 11 ms |
| Test directions | X-, Y- and Z-axis (pos. and neg.) |

Ambient conditions

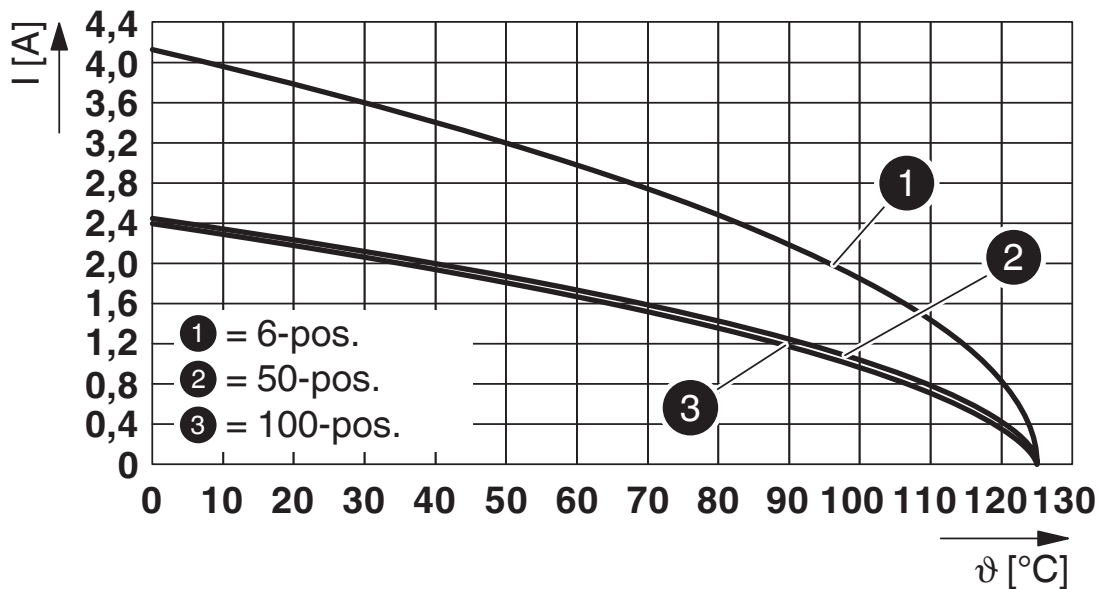
| | |
|---|-------------------|
| Ambient temperature (operation) | -55 °C ... 125 °C |
| Ambient temperature (storage/transport) | -40 °C ... 70 °C |
| Relative humidity (storage/transport) | 30 % ... 70 % |
| Ambient temperature (assembly) | -5 °C ... 100 °C |

Packaging specifications

| | |
|-----------------------------|--|
| Dimensional drawing | |
| Type of packaging | 44 mm wide tape |
| [W] tape width | 44 mm |
| [W2] coil overall dimension | 50.4 mm |
| [A] coil diameter | 330 mm |
| Outer packaging type | Transparent-Bag |
| ESD level | (D) electrostatically conductive |
| Specification | DIN EN 61340-5-1 (VDE 0300-5-1): 2008-07 |

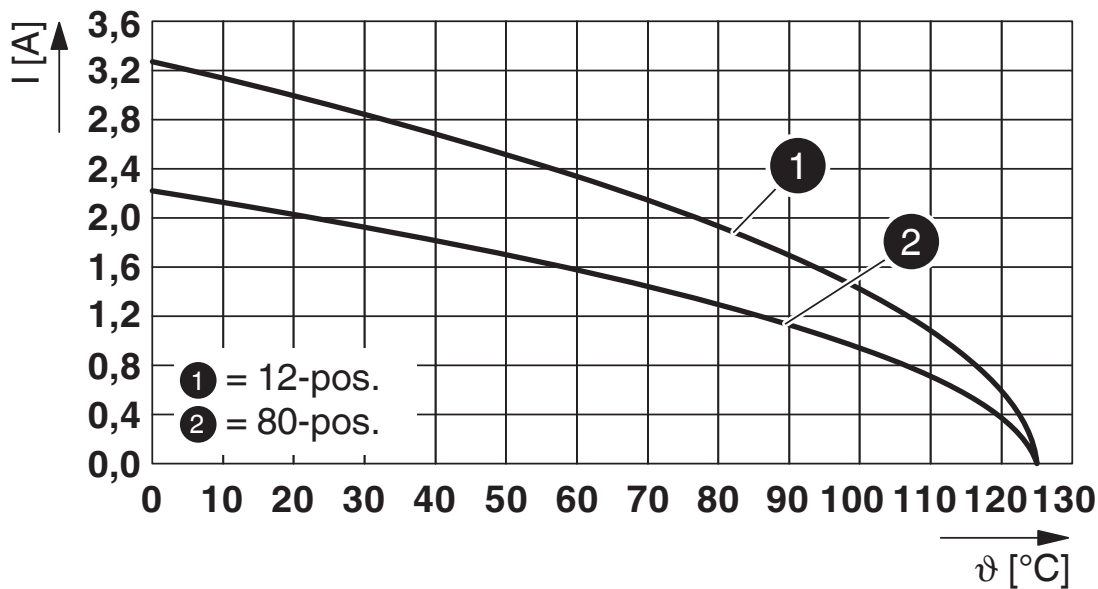
Drawings

Diagram



Type: FR 1,27/...-FH with FR 1,27/...-MV 3,25

Diagram



Type: FR 1,27/...-FWL with FR 1,27/...-MV 3,25

FR 1,27/ 26-MV 3,25 - SMD male connectors




1337141

<https://www.phoenixcontact.com/us/products/1337141>

Approvals

To download certificates, visit the product detail page: <https://www.phoenixcontact.com/us/products/1337141>

|  cUL Recognized Approval ID: E118976-20230317 | | | | |
|--|-----------------------|-----------------------|-------------------|----------------------|
| | Nominal voltage U_N | Nominal current I_N | Cross section AWG | Cross section mm^2 |
| | 29.9 V | 1.4 A | - | - |

|  UL Recognized Approval ID: E118976-20230317 | | | | |
|---|-----------------------|-----------------------|-------------------|----------------------|
| | Nominal voltage U_N | Nominal current I_N | Cross section AWG | Cross section mm^2 |
| | 29.9 V | 2 A | - | - |

cULus Recognized

FR 1,27/ 26-MV 3,25 - SMD male connectors



1337141

<https://www.phoenixcontact.com/us/products/1337141>

Classifications

ECLASS

| | |
|-------------|----------|
| ECLASS-11.0 | 27460201 |
| ECLASS-12.0 | 27460201 |
| ECLASS-13.0 | 27460201 |

ETIM

| | |
|----------|----------|
| ETIM 9.0 | EC002637 |
|----------|----------|

FR 1,27/ 26-MV 3,25 - SMD male connectors



1337141

<https://www.phoenixcontact.com/us/products/1337141>

Environmental product compliance

EU RoHS

| | |
|---|--------------------|
| Fulfills EU RoHS substance requirements | Yes, No exemptions |
|---|--------------------|

China RoHS

| | |
|--|--|
| Environment friendly use period (EFUP) | EFUP-E |
| | No hazardous substances above the limits |

EU REACH SVHC

| | |
|-------------------------------------|----------------------------|
| REACH candidate substance (CAS No.) | No substance above 0.1 wt% |
|-------------------------------------|----------------------------|

Phoenix Contact 2024 © - all rights reserved
<https://www.phoenixcontact.com>

Phoenix Contact USA
586 Fulling Mill Road
Middletown, PA 17057, United States
(+717) 944-1300
info@phoenixcon.com