



Connectors > PCB Connectors > PCB Headers & Receptacles > High-Voltage Header



Connector System: **Wire-to-Device**

Sealable: **Yes**

PCB Mount Orientation: **Vertical**

Primary Product Color: **Orange**

Mating Tab Width: **2.8 mm [.11 in]**

[All High-Voltage Header \(29\)](#)

Features

Product Type Features

Mixed & Hybrid Header	No
Connector Shape	Rectangular
PCB Connector Assembly Type	PCB Mount Header
Header Type	Fully Shrouded
Connector System	Wire-to-Device
Sealable	Yes
Connector & Contact Terminates To	Printed Circuit Board

Configuration Features

PCB Mount Orientation	Vertical
-----------------------	----------

Electrical Characteristics

Voltage Rating (Max)	750 VDC
Nominal Voltage Architecture	750 V
Operating Voltage	750 VDC

Body Features

Primary Product Color	Orange
Connector & Keying Code	D



Contact Features

Contact Type	Tab
Mating Tab Width	2.8 mm[.11 in]
Mating Tab Thickness	.8 mm[.031 in]
Contact Mating Area Plating Material	Silver

Termination Features

Termination Method to PCB	Through Hole - Press-Fit
---------------------------	--------------------------

Mechanical Attachment

Mounting Holes	Without
Mating Alignment	With
PCB Mount Alignment	Without
Panel Mount Feature	Without
PCB Mount Retention	Without

Dimensions

Connector Length	45.4 mm[1.78 in]
Connector Width	40.6 mm[1.59 in]

Usage Conditions

Operating Temperature (Max)	65 °C, 70 °C, 75 °C, 80 °C, 85 °C, 90 °C, 100 °C, 105 °C, 110 °C, 120 °C, 125 °C, 130 °C, 140 °C[149 °F][158 °F][167 °F][176 °F][185 °F][194 °F][212 °F][221 °F][230 °F][248 °F][257 °F][266 °F][284 °F]
Operating Temperature Range	-40 – 140 °C[-40 – 284 °F]

Operation/Application

Shielded	Yes
Circuit Application	Signal

Industry Standards

Degree of Protection	IP67
UL Flammability Rating	None

Packaging Features

Packaging Quantity	50
Packaging Method	Box



Product Compliance

For compliance documentation, visit the product page on TE.com>

EU RoHS Directive 2011/65/EU	Compliant
EU ELV Directive 2000/53/EC	Compliant
China RoHS 2 Directive MIIT Order No 32, 2016	No Restricted Materials Above Threshold
EU REACH Regulation (EC) No. 1907/2006	Current ECHA Candidate List: JUNE 2024 (241) Candidate List Declared Against: JUNE 2024 (241) Does not contain REACH SVHC
Halogen Content	Low Bromine/Chlorine - Br and Cl < 900 ppm per homogenous material. Also BFR /CFR/PVC Free
Solder Process Capability	Not reviewed for solder process capability

Product Compliance Disclaimer

This information is provided based on reasonable inquiry of our suppliers and represents our current actual knowledge based on the information they provided. This information is subject to change. The part numbers that TE has identified as EU RoHS compliant have a maximum concentration of 0.1% by weight in homogenous materials for lead, hexavalent chromium, mercury, PBB, PBDE, DBP, BBP, DEHP, DIBP, and 0.01% for cadmium, or qualify for an exemption to these limits as defined in the Annexes of Directive 2011/65/EU (RoHS2). Finished electrical and electronic equipment products will be CE marked as required by Directive 2011/65/EU. Components may not be CE marked. Additionally, the part numbers that TE has identified as EU ELV compliant have a maximum concentration of 0.1% by weight in homogenous materials for lead, hexavalent chromium, and mercury, and 0.01% for cadmium, or qualify for an exemption to these limits as defined in the Annexes of Directive 2000/53/EC (ELV). Regarding the REACH Regulation, the information TE provides on SVHC in articles for this part number is based on the latest European Chemicals Agency (ECHA) ‘Guidance on requirements for substances in articles’ posted at this URL: <https://echa.europa.eu/guidance-documents/guidance-on-reach>

Compatible Parts

 <p>TE Part # 2103321-4 3p Inner Hsg, Split Hdr, Key D, HVA280</p>	 <p>TE Part # 2103244-4 Outer Housing, Split Hdr, Key D, HVA280</p>
---	--

Also in the Series | HVA 280



Automotive Connector Caps & Covers (5)



Automotive Connector EMC Shielding (15)



Automotive Housings(71)



Connector Seals & Cavity Plugs(8)




Electric, Hybrid & Fuel Cell Cable Assemblies(21)



High Voltage Wire Processing Equipment(7)



Other Automotive Connector Accessories(38)



PCB Headers & Receptacles(32)

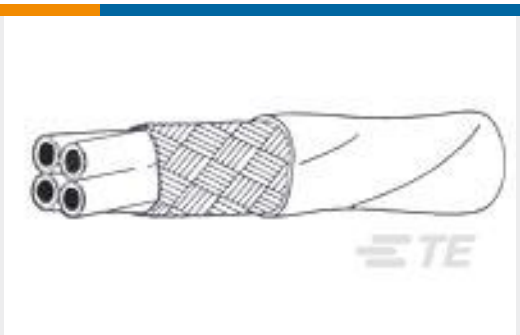
Customers Also Bought



TE Part #HD36-24-47SE
PLG, 47P, AL, E, 16/20, S



TE Part #2103245-4
Inner Housing, Split Hdr, Key D, HVA280



TE Part #382390-000
44A1141-20-0/1/2/9-9



TE Part #0413-216-2005
SEALING PLUG, SIZE 20, KEYING, RED



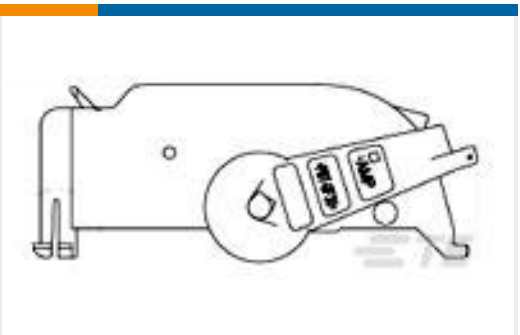
TE Part #2103340-1
High-Voltage Header



TE Part #2-2141600-2
TAB 2.8x0.8 CONTACT CF SRC Ag



TE Part #2103245-5
Inner Housing, Split Hdr, Key E, HVA280



TE Part #1473250-1
MQS 81P LEVER(L) ASSY



TE Part #2103245-1
Inner Housing, Split Hdr, Key A, HVA280

Documents



Product Drawings

SPLIT HEADER ASSY, KEY D, HVA280

English

CAD Files

Customer View Model

ENG_CVM_CVM_2103247-4_A.2d_dxf.zip

English

3D PDF

3D

Customer View Model

ENG_CVM_CVM_2103247-4_A.3d_igs.zip

English

Customer View Model

ENG_CVM_CVM_2103247-4_A.3d_stp.zip

English

By downloading the CAD file I accept and agree to the [Terms and Conditions](#) of use.

Instruction Sheets

Instruction Sheet (U.S.)

English