



Connectors > Circular Connectors > Standard Circular Connectors



Connector System: **Cable-to-Cable**

Connector Mounting Type: **Cable Mount (Free-Hanging)**

Number of Positions: **9**

Sealable: **No**

Circuit Application: **Power & Signal**

Features

Product Type Features

Product Type	Housing Assembly
Connector System	Cable-to-Cable
Sealable	No
Circular Connector Type	Plug
Shell Type	Metal

Configuration Features

Number of Positions	9
Number of Power Positions	4
Number of Signal Positions	5
Contacts Preloaded	No

Electrical Characteristics

Operating Voltage	250 VAC, 630 VAC
-------------------	------------------

Body Features

Environmental Protection Type	Sealed
-------------------------------	--------



Environmental Protection	IP67
Shell Plating Material	Electrodeposited Nickel
Shell Base Material	Zinc Alloy
Circular Connector Insulation Material Type	PA66

Mechanical Attachment

Mating Retention Type	Screw
Mating Alignment	With
Connector Mounting Type	Cable Mount (Free-Hanging)
Mating Retention	With

Housing Features

Circular Connector Shell Size	40
Alignment Keyed	0°

Dimensions

Cable Diameter Range	9 – 16 mm[.35 – .63 in]
----------------------	-------------------------

Usage Conditions

IP Water Sealing Level	IP67
Operating Temperature Range	-20 – 130 °C[-4 – 266 °F]

Operation/Application

Durability Rating	500 Cycles
Circuit Application	Power & Signal
Shielded	Yes

Industry Standards

UL Flammability Rating	UL 94V-0
Compatible With Approved Standards Products	UL

Product Compliance

For compliance documentation, visit the product page on TE.com>

EU RoHS Directive 2011/65/EU	Compliant with Exemptions
EU ELV Directive 2000/53/EC	Compliant with Exemptions
China RoHS 2 Directive MIIT Order No 32, 2016	Restricted Materials Above Threshold
EU REACH Regulation (EC) No. 1907/2006	Current ECHA Candidate List: JUNE 2024 (241)



Candidate List Declared Against: JAN 2024
(240)
SVHC > Threshold:
Pb (3.5% in Component Part)





Article Safe Usage Statements:
Do not eat, drink or smoke when using this product. Wash thoroughly after handling. Recycle if possible and dispose of the article by following all applicable governmental regulations relevant to your geographic location.

Halogen Content	Not Yet Reviewed for halogen content
Solder Process Capability	Not reviewed for solder process capability

Product Compliance Disclaimer


This information is provided based on reasonable inquiry of our suppliers and represents our current actual knowledge based on the information they provided. This information is subject to change. The part numbers that TE has identified as EU RoHS compliant have a maximum concentration of 0.1% by weight in homogenous materials for lead, hexavalent chromium, mercury, PBB, PBDE, DBP, BBP, DEHP, DIBP, and 0.01% for cadmium, or qualify for an exemption to these limits as defined in the Annexes of Directive 2011/65/EU (RoHS2). Finished electrical and electronic equipment products will be CE marked as required by Directive 2011/65/EU. Components may not be CE marked. Additionally, the part numbers that TE has identified as EU ELV compliant have a maximum concentration of 0.1% by weight in homogenous materials for lead, hexavalent chromium, and mercury, and 0.01% for cadmium, or qualify for an exemption to these limits as defined in the Annexes of Directive 2000/53/EC (ELV). Regarding the REACH Regulation, the information TE provides on SVHC in articles for this part number is based on the latest European Chemicals Agency (ECHA) ‘Guidance on requirements for substances in articles’ posted at this URL: <https://echa.europa.eu/guidance-documents/guidance-on-reach>

Compatible Parts


 <p>TE Part # CEA272N00000051000 940 RECEPTACLE, SPEEDTEC-READY</p>	 <p>TE Part # CKA269N00440051000 940 EXTENSION, SPEEDTEC-READY</p>	 <p>TE Part # C0-0004-000-000 POSITIONING INSERT FOR 2 MM CONTACTS</p>	 <p>TE Part # C0-0010-000-000 POSITIONING INSERT FOR 3.6 MM CONTACTS</p>
<p>TE Part # C0-0201-000-P00 CRIMPING TOOL MID-SIZE</p>	<p>TE Part # C0-0236-000-P00 DIGITAL CRIMPING TOOL, MID SIZE</p>	<p>TE Part # C0-0008-000-P00 CRIMPING TOOL LARGE</p>	<p>TE Part # C0-0313-000-P00 CRIMPING DEVICE HC20 IN CASE</p>

Customers Also Bought







TE Part #ASA558N00610235000
623 PLUG




TE Part #BSA078N00580235000
923 PLUG




TE Part #BSA085N00420235000
923 PLUG




TE Part #BSA085N00550100000
923 PLUG, SPEEDTEC




TE Part #BSA908N0085201A000
917 PLUG




TE Part #BSA085N00550238000
923 PLUG



TE Part #C0-0121-000-000
POSITIONING INSERT FOR 1 MM CONTACTS



TE Part #C0-0252-000-000
POSITIONING INSERT FOR 1 MM CONTACTS



TE Part #E0-0194-002-000
617/917 METAL FLANGE, HINGED

Documents

- CAD Files

3D PDF

3D

Customer View Model

ENG_CVM_CVM_CSA265N00440001000_A.2d_dxf.zip

English

Customer View Model

ENG_CVM_CVM_CSA265N00440001000_A.3d_igs.zip

English

Customer View Model

ENG_CVM_CVM_CSA265N00440001000_A.3d_stp.zip

English

By downloading the CAD file I accept and agree to the [Terms and Conditions](#) of use.

- Datasheets & Catalog Pages

CSA265N00440001000

English

fuer Datenblaetter, die online konfigurierbar sind

German



Product Specifications

German