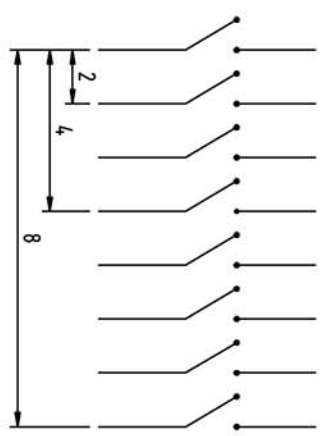
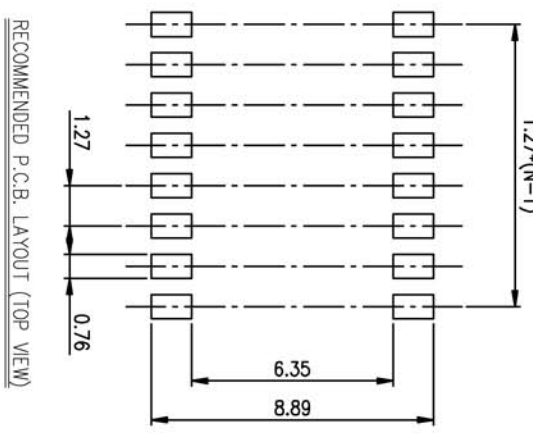
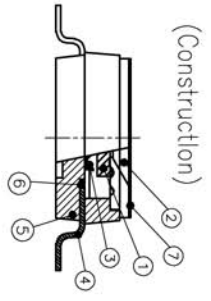
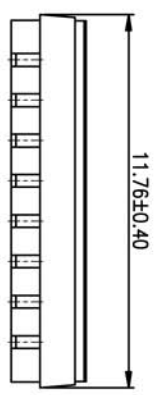
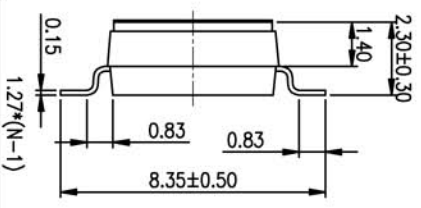
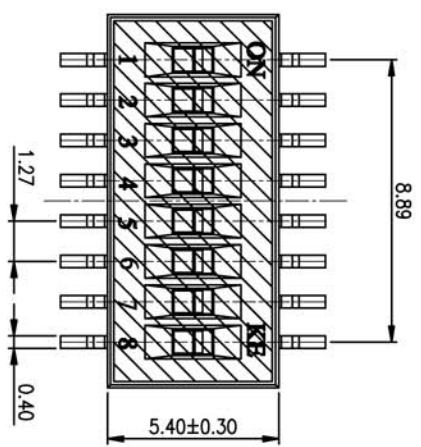


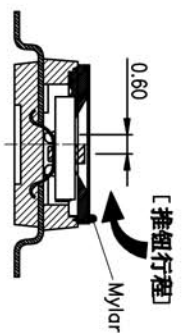
NOTES :1.Specification:

- 1>.Operating force:1000gf Max
- 2>.Operating Temperature:-40° to+85°
- 3>.Storage Temperature:-40° to+85°
- 4>.Electrical life :1000cycles 25mA 24VDC
- 5>.Mechanical Life: 3000cycles Operations

- 2. PLATING:
GOLD FLASH 1u"(min.) SOLDER TAIL,
3u" GOLD PLATING ON THE CONTACT AREA,
WITH 50u" NICKEL UNDERPLATINGCOVERALL.
- 3. PART NUMBER DESCRIPTION :
DSHP XX I S G E I



[Schematic]



Number	Part Name	Material	Finished
①	Actuator	UL94 V0	White
②	Cover	UL94 V0	Black
③	Movable	Beryllium Copper	3μ' Gold
④	Terminal	Brass	1μ' Gold
⑤	Base	UL94 V0	Black
⑥	Terminal Contact	Brass	3μ' Gold
⑦		UL94 V0	0.05mm Mylar

TOLERANCE UNLESS OTHERWISE SPECIFIED		INSPECTION COPY	
LINER	ANGLES	PROJECTION	
0 ± 0.25	0 ± 2'		TITLE
.00 ± 0.15	0 ± 1'		BY DSHP SERIES PITCH 1.27mm
.000± 0.10	.00± 0.5'	DESIGN	PRODUCT FAMILY Dshp SERIES
		PRAT NO.	DSHP08TSGT
		DRAWING	FILE NO. DSHP08TSGT-A
		CHECK	SIZE UNIT SCALE SHEET REV.
		APPRO.	A4 mm 2 : 1 10F1 A