



Connectors > D-Shaped Connectors > D-Sub Connectors > IDC D-Sub Connectors > IDC D-Sub: Connector Kit, Plug, Signal, 2.16 mm



Connector & Housing Type: **Plug**

Solid Wire Size: **.64 mm²**

Stranded Wire Size: **22 AWG**

Shielded: **Yes**

[All IDC D-Sub: Connector Kit, Plug, Signal, 2.16 mm \(13\)](#)

Features

Product Type Features

Connector Kit Type	Connector Kit
Connector Cover Type	Protective Cover
Connector & Housing Type	Plug
Connector System	Cable-to-Cable
Connector Product Type	Connector Kit
Connector & Contact Terminates To	Wire & Cable

Configuration Features

Number of Positions	50
Number of Rows	2
Compatible With Wire & Cable Type	Discrete Wire, Round Jacketed Cable

Body Features

Cover Material	Thermoplastic
Connector Profile	Standard

Contact Features

Contact Options	Supplied – Uninstalled
Contact Mating Area Plating Material Thickness	.76 µm[30 µin]
Contact Mating Area Plating Material	Gold or Gold Flash
Contact Underplating Material	Palladium Nickel



Contact Base Material	Phosphor Bronze
Contact Current Rating (Max)	.5 A, 1 A

Mechanical Attachment

Mating Retention	With
Mating Retention Type	Screwlocks
Thread Size	4-40
Connector Mounting Type	Cable Mount (Free-Hanging)

Housing Features

Housing Material	Thermoplastic
Centerline (Pitch)	2.16 mm[.085 in]

Dimensions

Accepts Cable Insulation Diameter Range	13.97 mm[.55 in]
Compatible Insulation Diameter (Max)	1.14 mm[.045 in]
Solid Wire Size	.64 mm ²
Stranded Wire Size	22 AWG

Usage Conditions

Operating Temperature Range	-40 – 75 °C[-40 – 167 °F]
-----------------------------	---------------------------

Operation/Application

Circuit Application	Signal
Shielded	Yes

Packaging Features

Packaging Quantity	1
Packaging Method	Bag

Product Compliance

For compliance documentation, visit the product page on TE.com>

EU RoHS Directive 2011/65/EU	Compliant
EU ELV Directive 2000/53/EC	Compliant
China RoHS 2 Directive MIIT Order No 32, 2016	No Restricted Materials Above Threshold
EU REACH Regulation (EC) No. 1907/2006	Current ECHA Candidate List: JUNE 2024 (241) Candidate List Declared Against: JAN 2024 (240)




	Does not contain REACH SVHC
Halogen Content	Not Low Halogen - contains Br or Cl > 900 ppm.
Solder Process Capability	Not applicable for solder process capability


Product Compliance Disclaimer

This information is provided based on reasonable inquiry of our suppliers and represents our current actual knowledge based on the information they provided. This information is subject to change. The part numbers that TE has identified as EU RoHS compliant have a maximum concentration of 0.1% by weight in homogenous materials for lead, hexavalent chromium, mercury, PBB, PBDE, DBP, BBP, DEHP, DIBP, and 0.01% for cadmium, or qualify for an exemption to these limits as defined in the Annexes of Directive 2011/65/EU (RoHS2). Finished electrical and electronic equipment products will be CE marked as required by Directive 2011/65/EU. Components may not be CE marked. Additionally, the part numbers that TE has identified as EU ELV compliant have a maximum concentration of 0.1% by weight in homogenous materials for lead, hexavalent chromium, and mercury, and 0.01% for cadmium, or qualify for an exemption to these limits as defined in the Annexes of Directive 2000/53/EC (ELV). Regarding the REACH Regulation, the information TE provides on SVHC in articles for this part number is based on the latest European Chemicals Agency (ECHA) 'Guidance on requirements for substances in articles' posted at this URL: <https://echa.europa.eu/guidance-documents/guidance-on-reach>


Also in the Series | CHAMP Docking Connectors




Connector Caps & Covers(32)




Connector Hardware(28)



Connector Strain Relief(2)



Docking Connectors(24)



IDC D-Sub Connectors(55)

Customers Also Bought



Documents

CAD Files

3D PDF

English

Customer View Model

[ENG_CVM_5552382-1_A.2d_dxf.zip](#)

English

Customer View Model

[ENG_CVM_5552382-1_A.3d_igs.zip](#)

English

Customer View Model

[ENG_CVM_5552382-1_A.3d_stp.zip](#)

English

By downloading the CAD file I accept and agree to the [Terms and Conditions](#) of use.