



# HTB18L-N4A5BB

SureSense

HYBRID PHOTOELECTRIC SENSORS

**SICK**  
Sensor Intelligence.



Illustration may differ



### Ordering information

| Type          | Part no. |
|---------------|----------|
| HTB18L-N4A5BB | 1074782  |

Other models and accessories → [www.sick.com/SureSense](http://www.sick.com/SureSense)

### Detailed technical data

#### Features

|  |  |
|--|--|
| <b>Sensor/ detection principle</b>     | Photoelectric proximity sensor, Background suppression |
| <b>Dimensions (W x H x D)</b>          | 16.2 mm x 48.5 mm x 31.8 mm                            |
| <b>Housing design (light emission)</b> | Hybrid   |
| <b>Thread diameter (housing)</b>       | M18  |
| <b>Mounting system type</b>            | M18, nose / side (24.1 ... 25.4 mm)                    |
| <b>Housing color</b>                   | Blue   |
| <b>Sensing range max.</b>              | 30 mm ... 300 mm <sup>1)</sup>                         |
| <b>Sensing range</b>                   | 30 mm ... 250 mm <sup>2)</sup>                         |
| <b>Type of light</b>                   | Visible red light                                      |
| <b>Light source</b>                    | Laser <sup>3) 4)</sup>                                 |
| <b>Light spot size (distance)</b>      | 2 mm (120 mm)  |
| <b>Wave length</b>                     | 655 nm   |
| <b>Laser class</b>                     | I  |
| <b>Adjustment</b>                      |  |
| Potentiometer, right                   | Sensing range  |
| Potentiometer, left                    | None   |
| <b>Special applications</b>            | Detecting small objects                                |
| <b>Special features</b>                | Signal strength light bar                              |

<sup>1)</sup> Object with 90 % reflectance (referred to standard white, DIN 5033).

<sup>2)</sup> Object with 6 % reflectance (referred to standard black, DIN 5033).

<sup>3)</sup> Average service life: 50,000 h at T<sub>U</sub> = +25 °C.

<sup>4)</sup> CLASS 1 LASER PRODUCT EN60825-1:2014, IEC60825-1:2014, Maximum pulse power < 2,5 mW, Pulse length: 4 µs, Wavelength: 650 ... 670 nm, Complies with 21 CFR 1040.10 and 1040.11 except for deviations pursuant to Laser Notice No. 50, dated June 24, 2007.

## Mechanics/electronics

|  |  |
|--|--|
| <b>Supply voltage</b>                      | 10 V DC ... 30 V DC  |
| <b>Ripple</b>                              | $< 5 V_{pp}^{1)}$  |
| <b>Power consumption</b>                   | 20 mA <sup>2)</sup>  |
| <b>Switching output</b>                    | NPN  |
| <b>Output function</b>                     | Complementary  |
| <b>Switching mode</b>                      | Light/dark switching   |
| <b>Switching output detail</b>             |  |
| Switching output Q1                        | NPN, Light switching   |
| Switching output Q2                        | NPN, Dark switching  |
| <b>Output current <math>I_{max}</math></b> | $\leq 100 \text{ mA}$  |
| <b>Response time</b>                       | $\leq 0.5 \text{ ms}^{3)}$   |
| <b>Switching frequency</b>                 | 1,000 Hz <sup>4)</sup>   |
| <b>Connection type</b>                     | Male connector M12, 4-pin  |
| <b>Circuit protection</b>                  | A, B, D <sup>5) 6) 7)</sup>  |
| <b>Protection class</b>                    | III <sup>8)</sup>  |
| <b>Weight</b>                              | 18 g   |
| <b>Housing material</b>                    | Plastic, VISTAL®   |
| <b>Optics material</b>                     | Plastic, PMMA  |
| <b>Enclosure rating</b>                    | IP67, IP69K  |
| <b>Items supplied</b>                      | Mounting nut (1x), M18, plastic, black, flat   |
| <b>EMC</b>                                 | EN 60947-5-2 (The sensor complies with the Radio Safety Requirements (EMC) for the industrial sector (Radio Safety Class A). It may cause radio interference if used in a residential area.) |
| <b>Ambient operating temperature</b>       | $-30 \text{ °C} \dots +55 \text{ °C}^{9)}$   |
| <b>Ambient storage temperature</b>         | $-40 \text{ °C} \dots +70 \text{ °C}$  |
| <b>UL File No.</b>                         | E189383  |

<sup>1)</sup> May not exceed or fall below  $U_V$  tolerances.

<sup>2)</sup> Without signal strength light bar and load.

<sup>3)</sup> Signal transit time with resistive load.

<sup>4)</sup> With light/dark ratio 1:1.

<sup>5)</sup> A =  $V_S$  connections reverse-polarity protected.

<sup>6)</sup> B = inputs and output reverse-polarity protected.

<sup>7)</sup> D = outputs overcurrent and short-circuit protected.

<sup>8)</sup> Reference voltage: 50 V DC.

<sup>9)</sup> Below  $T_a = -10 \text{ °C}$ , sensor must be turned on at  $T_a > -10 \text{ °C}$ . Sensor cannot be turned on below  $T_a = -10 \text{ °C}$ .

## Safety-related parameters

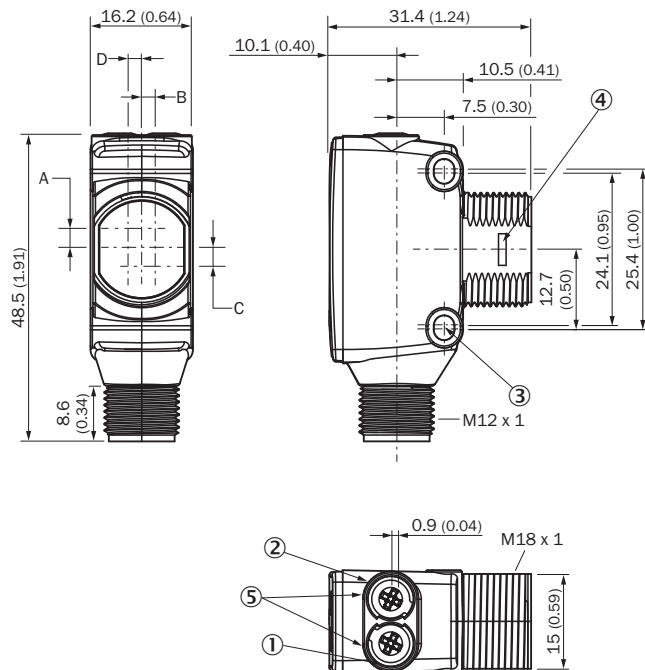
|                         |             |
|-------------------------|-------------|
| <b>MTTF<sub>D</sub></b> | 282.7 years |
| <b>DC<sub>avg</sub></b> | 0%          |

## Classifications

|                     |          |
|---------------------|----------|
| <b>ECI@ss 5.0</b>   | 27270904 |
| <b>ECI@ss 5.1.4</b> | 27270904 |
| <b>ECI@ss 6.0</b>   | 27270904 |
| <b>ECI@ss 6.2</b>   | 27270904 |

|                       |          |
|-----------------------|----------|
| <b>ECI@ss 7.0</b>     | 27270904 |
| <b>ECI@ss 8.0</b>     | 27270904 |
| <b>ECI@ss 8.1</b>     | 27270904 |
| <b>ECI@ss 9.0</b>     | 27270904 |
| <b>ETIM 5.0</b>       | EC002719 |
| <b>ETIM 6.0</b>       | EC002719 |
| <b>UNSPSC 16.0901</b> | 39121528 |

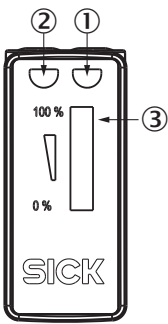
### Dimensional drawing (Dimensions in mm (inch))



- ① LED indicator yellow: Status of received light beam
- ② LED indicator green: power on
- ③ M3 mounting hole
- ④ Snap Connection for flush ring (sold seperatly)
- ⑤ Potentiometer (if selected) or LED Indicators

| Dimensions in mm (inch)                 | Receiver     |            | Sender     |            |
|---|--------------|------------|------------|------------|
|   | A            | B          | C          | D          |
| <b>HTB18 / HTF18</b>                    | - 1.1 (0.04) | 1.1 (0.04) | 4.7 (0.19) | 0.6 (0.02) |
| <b>HTE18 / HL18 / HSE18</b>             | 2.5 (0.1)    | 0.0 (0.0)  | 4.0 (0.16) | 0.0 (0.0)  |
| <b>HTB18L / HTF18L / HL18L / HSE18L</b> | 2.5 (0.1)    | 0.0 (0.0)  | 3.5 (0.14) | 0.0 (0.0)  |

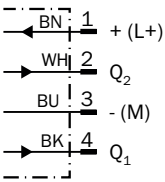
Adjustments possible



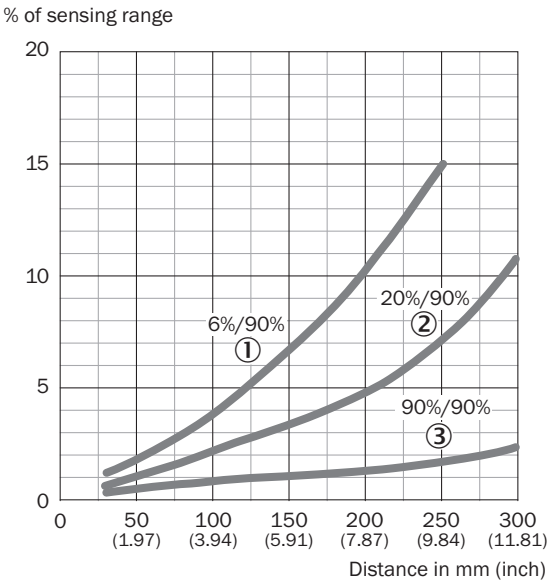
- ① LED indicator yellow: Status of received light beam
- ② LED indicator green: power on
- ③ Signal strength light bar

Connection diagram

Cd-243

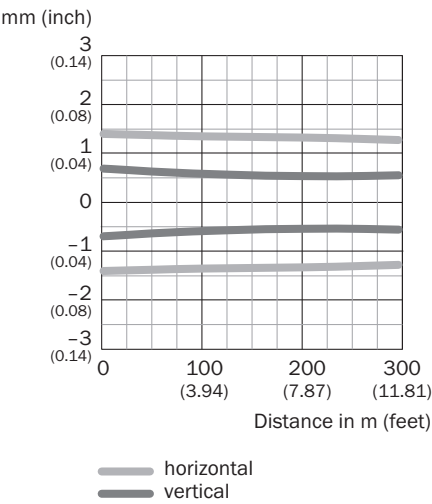


Characteristic curve

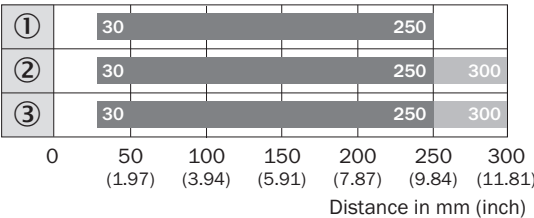


- ① Sensing range on black, 6% remission
- ② Sensing range on gray, 20 % remission
- ③ Sensing range on white, 90% remission

Light spot size

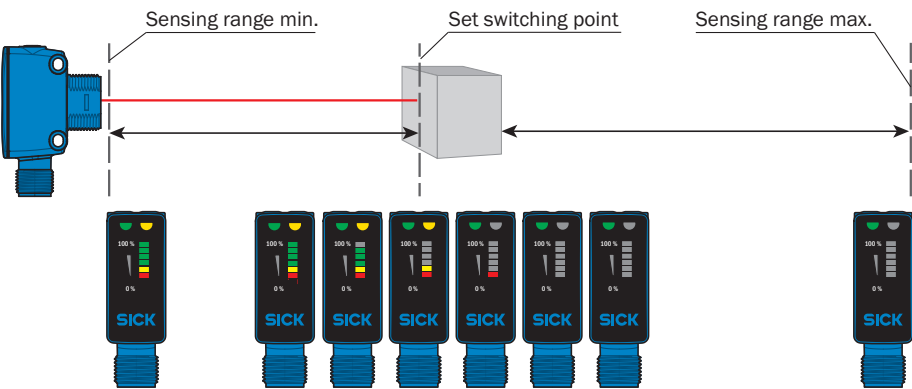


Sensing range diagram





- Sensing range
- Sensing range max.
- ① Sensing range on black, 6% remission
- ② Sensing range on gray, 20 % remission
- ③ Sensing range on white, 90% remission

Functions



## Recommended accessories

Other models and accessories → [www.sick.com/SureSense](http://www.sick.com/SureSense)

|   | Brief description   | Type               | Part no. |
|---|---|--------------------|----------|
| Plug connectors and cables  |   |                    |          |
|  | Head A: female connector, M12, 4-pin, straight, A-coded<br>Head B: Flying leads<br>Cable: Sensor/actuator cable, PVC, unshielded, 5 m | YF2A14-050VB3XLEAX | 2096235  |
|  | Head A: male connector, M12, 4-pin, straight<br>Head B: -<br>Cable: unshielded  | STE-1204-G         | 6009932  |

## SICK AT A GLANCE

SICK is one of the leading manufacturers of intelligent sensors and sensor solutions for industrial applications. A unique range of products and services creates the perfect basis for controlling processes securely and efficiently, protecting individuals from accidents and preventing damage to the environment.

We have extensive experience in a wide range of industries and understand their processes and requirements. With intelligent sensors, we can deliver exactly what our customers need. In application centers in Europe, Asia and North America, system solutions are tested and optimized in accordance with customer specifications. All this makes us a reliable supplier and development partner.

Comprehensive services complete our offering: SICK LifeTime Services provide support throughout the machine life cycle and ensure safety and productivity.

For us, that is “Sensor Intelligence.”

## WORLDWIDE PRESENCE:

Contacts and other locations –[www.sick.com](http://www.sick.com)