



Relays & Contactors > Relays > Power Relays



Relay Type: **General Purpose Power Relay**

Coil Magnetic System: **Monostable**

Coil Power Rating DC: **.176 W**

Coil Resistance: **20500 Ω**

Coil Special Features: **UL Coil Insulation Class F**

Features

Product Type Features

Relay Type	General Purpose Power Relay
------------	-----------------------------

Configuration Features

Coil Special Features	UL Coil Insulation Class F
Contact Arrangement	1 Form C SPDT-CO
Contact Number of Poles	1

Electrical Characteristics

Contact Limiting Making Current	10 A
Contact Limiting Short-Time Current	6 A
Contact Limiting Continuous Current	10 A
Insulation Initial Dielectric Between Contacts & Coil	1000 Vrms
Contact Limiting Breaking Current	6 A
Coil Power Rating DC	.176 W
Coil Resistance	20500 Ω
Coil Voltage Rating	60 VDC
Contact Current Rating	6 A
Contact Switching Load (Min)	100mA @ 12V
Contact Switching Voltage (Max)	400 VAC
Contact Voltage Rating	250 VAC

Body Features



Product Weight	6 g[.2116 oz]
----------------	---------------

Contact Features

Contact Plating Material	Gold
Contact Material	AgSnO2

Termination Features

Relay Connection Type	PCB Termination
Terminal Configuration	Solder Pins

Mechanical Attachment

Product Mount Type	Printed Circuit Board
--------------------	-----------------------

Dimensions

Insulation Creepage Between Contact & Coil	8 mm[.315 in]
Product Width	5 mm[.196 in]
Product Length	28 mm[1.1 in]
Product Height	15 mm[.59 in]

Usage Conditions

Environmental Category of Protection	RTIII
Environmental Ambient Temperature (Max)	85 °C[185 °F]

Operation/Application

Current Type	DC
Solder Process	Wave Solder
Coil Magnetic System	Monostable

Packaging Features

Packaging Method	Box & Tube, Tube
------------------	------------------

Other

Length Class (Mechanical)	25 – 30 mm
Environmental Ambient Temperature Class	70 – 85 °C
Coil Power Rating Class	.15 – .2 W
Width Class (Mechanical)	0 – 6 mm
Contact Current Class	16 A

Product Compliance

For compliance documentation, visit the product page on [TE.com](#)>



EU RoHS Directive 2011/65/EU	Compliant
EU ELV Directive 2000/53/EC	Compliant
China RoHS 2 Directive MIIT Order No 32, 2016	No Restricted Materials Above Threshold
EU REACH Regulation (EC) No. 1907/2006	Current ECHA Candidate List: JUNE 2024 (241) Candidate List Declared Against: JUNE 2024 (241) Does not contain REACH SVHC
Halogen Content	Not Low Halogen - contains Br or Cl > 900 ppm.
Solder Process Capability	Wave solder capable to 260°C

Product Compliance Disclaimer

This information is provided based on reasonable inquiry of our suppliers and represents our current actual knowledge based on the information they provided. This information is subject to change. The part numbers that TE has identified as EU RoHS compliant have a maximum concentration of 0.1% by weight in homogenous materials for lead, hexavalent chromium, mercury, PBB, PBDE, DBP, BBP, DEHP, DIBP, and 0.01% for cadmium, or qualify for an exemption to these limits as defined in the Annexes of Directive 2011/65/EU (RoHS2). Finished electrical and electronic equipment products will be CE marked as required by Directive 2011/65/EU. Components may not be CE marked. Additionally, the part numbers that TE has identified as EU ELV compliant have a maximum concentration of 0.1% by weight in homogenous materials for lead, hexavalent chromium, and mercury, and 0.01% for cadmium, or qualify for an exemption to these limits as defined in the Annexes of Directive 2000/53/EC (ELV). Regarding the REACH Regulation, the information TE provides on SVHC in articles for this part number is based on the latest European Chemicals Agency (ECHA) 'Guidance on requirements for substances in articles' posted at this URL: <https://echa.europa.eu/guidance-documents/guidance-on-reach>

Compatible Parts




Also in the Series | SCHRACK Slimline PCB Relay SNR







Customers Also Bought




TE Part #5102321-1
A/L UNIV HDR 10P VERT LG LAT




TE Part #8-2176231-5
3522 33K 1% 3W




TE Part #9-1419111-1
PT570730



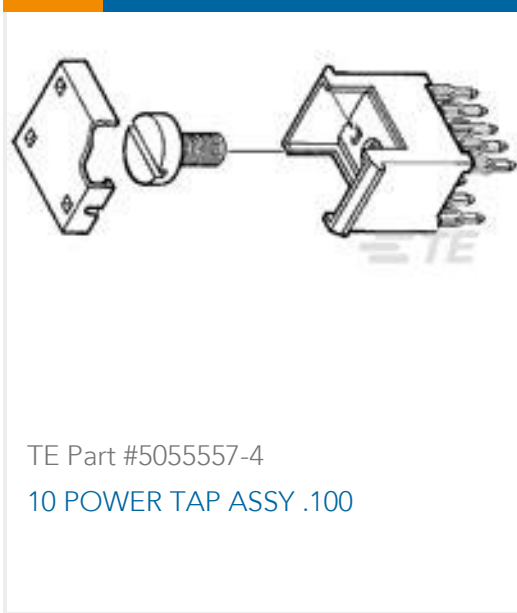
TE Part #3-641208-2
02P MTA156 HDR ASSY FL ST LF




TE Part #2022103-1
RT17017




TE Part #2-1393236-4
V23092-A1024-A301




TE Part #5055557-4
10 POWER TAP ASSY .100



TE Part #3-1879207-0
RN 0603 4K7 0.1% 10PPM 1K RL



TE Part #2-2176328-9
CRGP 1206 2K2 1%



TE Part #1483352-1
MICRO-MATCH LEAD 08P 100MM

Documents

- CAD Files

3D PDF

3D

Customer View Model

ENG_CVM_CVM_4-1393236-3_B.2d_dxf.zip

English

Customer View Model

ENG_CVM_CVM_4-1393236-3_B.3d_igs.zip

English

Customer View Model

ENG_CVM_CVM_4-1393236-3_B.3d_stp.zip

English

By downloading the CAD file I accept and agree to the [Terms and Conditions](#) of use.

Datasheets & Catalog Pages

- Slim PCB Relay SNR

English



Product Specifications

Definitions General Purpose Relays

English

Agency Approvals

VDE Certificate

English