




Terminals & Splices > Ring Terminals



Ring Terminal Product Type: Closed Ring Tongue Terminal

Wire Size: 5180 – 13100 CMA

Stud Size: #8, M4

Features

Product Type Features

Ring Terminal Product Type	Closed Ring Tongue Terminal
Stud Size	#8, M4
Sealable	No
Wire Insulation Support Retention Type	Non-Insulation Support

Configuration Features

Number of Holes	1
-----------------	---

Body Features

Product Weight	1.887 g
----------------	---------

Contact Features

Barrel Type	Closed
Terminal Orientation	Flag
Terminal Plating Material	Nickel

Mechanical Attachment

Wire Insulation Support	Without
-------------------------	---------

Dimensions



Wire Size	5180 – 13100 CMA
Stud Diameter	4.34 mm[.171 in]
Tongue Thickness	.79 mm[.031 in]
Product Length	17.83 mm[.7 in]
Barrel Inside Diameter	3.28 mm[.129 in]

Usage Conditions

Insulation Option	Uninsulated
Operating Temperature Range	170 °C[338 °F]

Operation/Application

Compatible With Wire Base Material	Copper
Compatible With Wire Plating Material	Tin

Industry Standards

Government Qualified Terminal	No
-------------------------------	----

Packaging Features

Packaging Quantity	500
Packaging Method	Loose Piece

Product Compliance

For compliance documentation, visit the product page on TE.com>

EU RoHS Directive 2011/65/EU	Compliant
EU ELV Directive 2000/53/EC	Compliant
China RoHS 2 Directive MIIT Order No 32, 2016	No Restricted Materials Above Threshold
EU REACH Regulation (EC) No. 1907/2006	Current ECHA Candidate List: JUNE 2024 (241) Candidate List Declared Against: JUNE 2024 (241) Does not contain REACH SVHC
Halogen Content	Low Halogen - Br, Cl, F, I < 900 ppm per homogenous material. Also BFR/CFR/PVC Free
Solder Process Capability	Not applicable for solder process capability

Product Compliance Disclaimer

This information is provided based on reasonable inquiry of our suppliers and represents our current actual knowledge based on the information they provided. This information is subject to change. The part numbers that TE has identified as EU RoHS compliant have a maximum concentration of 0.1% by weight in homogenous materials for lead, hexavalent chromium, mercury, PBB, PBDE, DBP, BBP, DEHP, DIBP, and 0.01% for cadmium, or qualify for an exemption to these



limits as defined in the Annexes of Directive 2011/65/EU (RoHS2). Finished electrical and electronic equipment products will be CE marked as required by Directive 2011/65/EU. Components may not be CE marked. Additionally, the part numbers that TE has identified as EU ELV compliant have a maximum concentration of 0.1% by weight in homogenous materials for lead, hexavalent chromium, and mercury, and 0.01% for cadmium, or qualify for an exemption to these limits as defined in the Annexes of Directive 2000/53/EC (ELV). Regarding the REACH Regulation, the information TE provides on SVHC in articles for this part number is based on the latest European Chemicals Agency (ECHA) ‘Guidance on requirements for substances in articles’ posted at this URL: <https://echa.europa.eu/guidance-documents/guidance-on-reach>


## Compatible Parts




REPRESENTATION ONLY

TE Part # 49965  
DAHT SOLIS 12-10 ASSY


## Customers Also Bought




TE Part #1926736-3  
MiniPAK HDL, 25s10p, RA Plug,




TE Part #3-2176341-3  
CRGCQ 0805 4K7 1%




TE Part #3-6450332-2  
MBXL R/A HDR 4P+12S




TE Part #2160103003  
55A0111-14-9




TE Part #2-1617033-9  
HFW1230K06 = M39016/6-105L



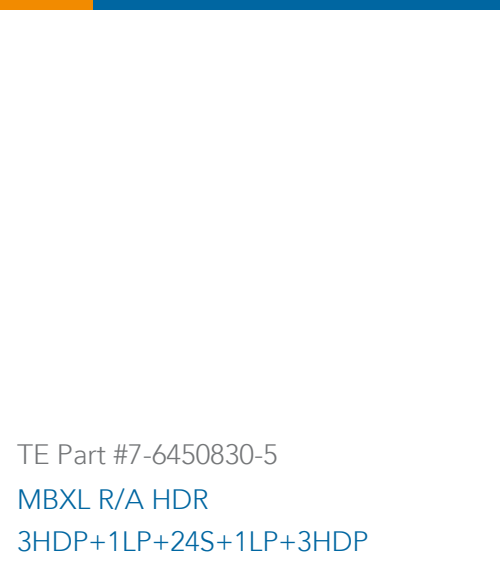
TE Part #1-6600132-5  
MBXL R/A HDR DB 2ACP + 12S + 1P



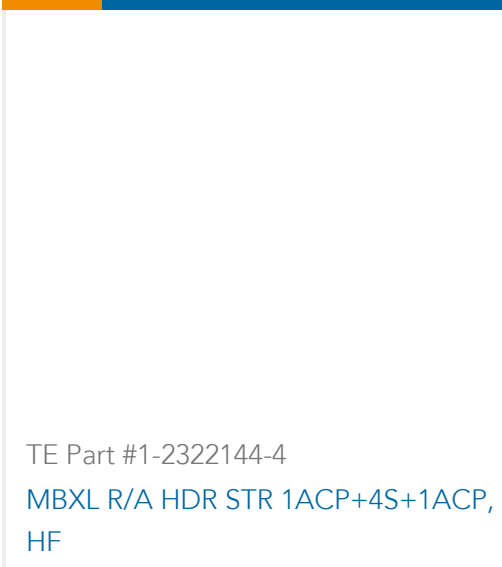
TE Part #1-6600132-0  
MBXL R/A HDR DB 1P+16S+1P



TE Part #1643903-2  
Crown Clip Senior II 3000W Connector



TE Part #7-6450830-5  
MBXL R/A HDR  
3HDP+1LP+24S+1LP+3HDP



TE Part #1-2322144-4  
MBXL R/A HDR STR 1ACP+4S+1ACP,  
HF

## Documents



Product Drawings

TERMINAL,SOLIS FLAG R 12-10 8

English

CAD Files

3D PDF

3D

Customer View Model

ENG\_CVM\_CVM\_1-36270-1\_V.2d\_dxf.zip

English

Customer View Model

ENG\_CVM\_CVM\_1-36270-1\_V.3d\_igs.zip

English

Customer View Model

ENG\_CVM\_CVM\_1-36270-1\_V.3d\_stp.zip

English

By downloading the CAD file I accept and agree to the [Terms and Conditions](#) of use.