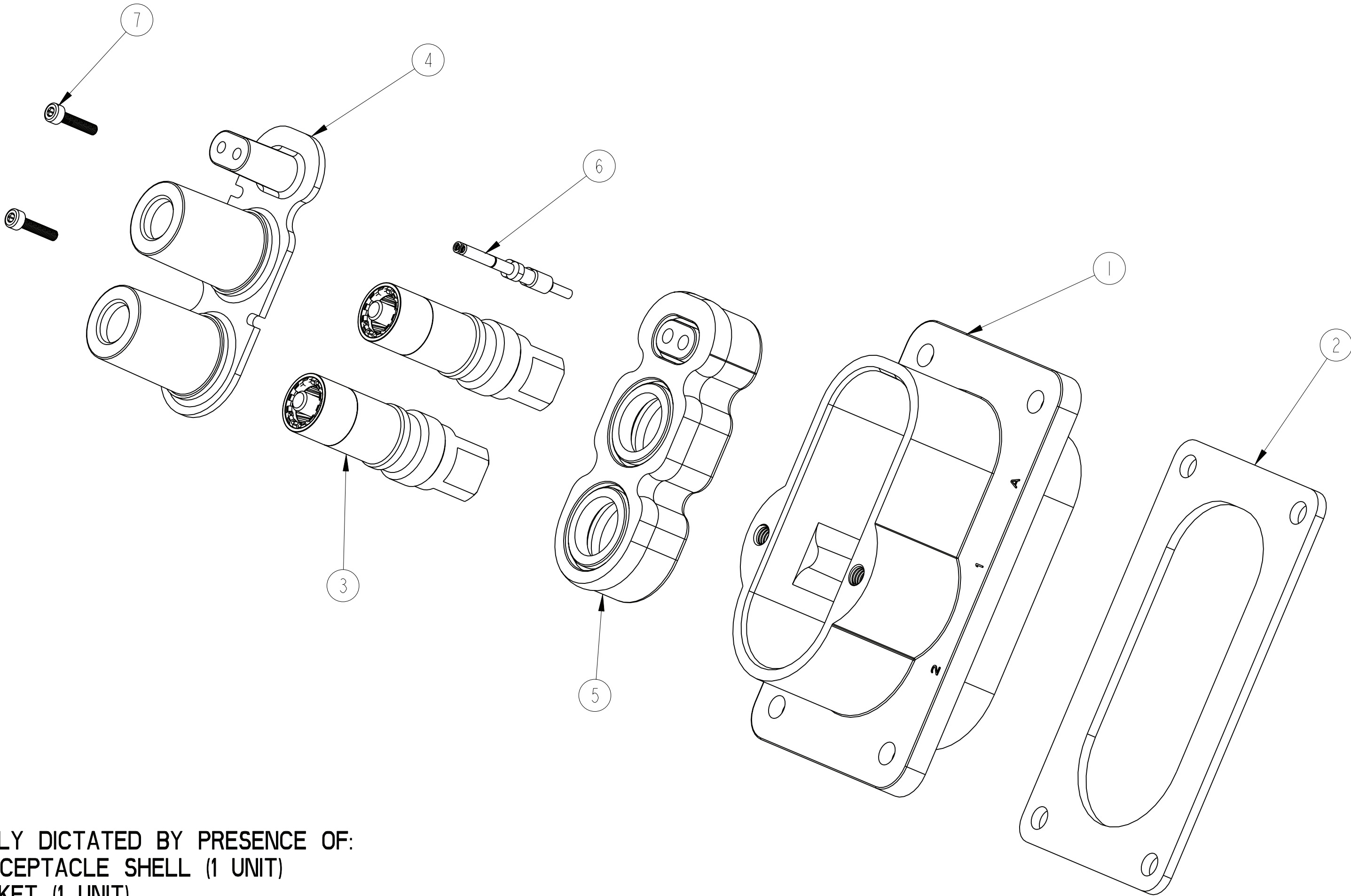


REV. A	SHEET 1 OF 2	DOCUMENT NO. 10-643578-() () ()
REVISIONS		
LTR	DESCRIPTION	DATE
A	INITIAL RELEASE	09/20/2011



2. COMPLETE ASSEMBLY DICTATED BY PRESENCE OF:
- 1. ALUMINUM RECEPTACLE SHELL (1 UNIT)
 - 2. FLANGE GASKET (1 UNIT)
 - 3. POWER CONTACT (2 UNITS)
 - 4. FRONT INSERT INSULATION (1 UNIT)
 - 5. BACKCAP GROMMET (1 UNIT)
 - 6. HVIL CONTACT (2 UNITS)
 - 7. M3 BOLT - 14mm LENGTH (2 UNIT)


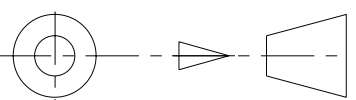
1. CONNECTOR ASSEMBLY SUPPLIED BY:
AMPHENOL TECHNOLOGY (ZHUHAI) CO. LTD.

NOTES:

THIS DOCUMENT CONTAINS PROPRIETARY INFORMATION AND SUCH INFORMATION MAY NOT BE DISCLOSED TO OTHERS FOR ANY PURPOSE OR USED FOR MANUFACTURING PURPOSES WITHOUT WRITTEN PERMISSION FROM THE AMPHENOL CORP.

RELEASED / Sep. 27 2011, 10:35:54 AM

PRO/ENGINEER INFORMATION	
Pro/e Model Used:	10-643578.ASSEM
Drawing Name:	10-643578.PD

UNLESS OTHERWISE SPECIFIED		SPECIFICATIONS	POS	QTY	PART NUMBER	DESCRIPTION	NOTE
<div>LINEAR DIMENSIONS ARE IN INCHES TOLERANCES: .XXXX = ±.0005 ANGLES= ±2° .XXX = ±.010 .XX = ±.03 .X = ±.1</div> <div>-----</div> <div>DIM. & TOL. PER ASME Y14.5M; DRM PER MIL-DTL-31000; OTHER Amphenol Stds. PER 9-3800</div> <div>LEGENDS: =FLAG NOTE CALL OUT REFERENCE ONLY</div> <div></div>		MATERIAL SPEC.	APPROVALS	DATE	PARTS LIST		
		N/A	PREPARED BY R BALDWIN	20-Sep-11	<div>AMPHENOL CORPORATION</div> <div>40-60 DELAWARE AVENUE SIDNEY, N.Y. 13838</div> <div>ePower CONNECTOR RECEPTACLE ASSEMBLY</div> <div>400A 2-PIN</div> <div>PURCHASE PART</div>		
		-	ENGINEER IN CHARGE R BALDWIN				
		-	DESIGN MANAGER D WUJCIK				
		-	DESIGN ACTIVITY GROUP C&I				
PROCESS SPEC.	THIRD ANGLE PROJECTION	SIZE	CAGE CODE	DOCUMENT NO.	REV.		
N/A		C	77820	10-643578-() () ()	A		
				SCALE: 1.0	REF. C10-643578-()()()	SHEET 1 OF 2	

CODE LOGIC

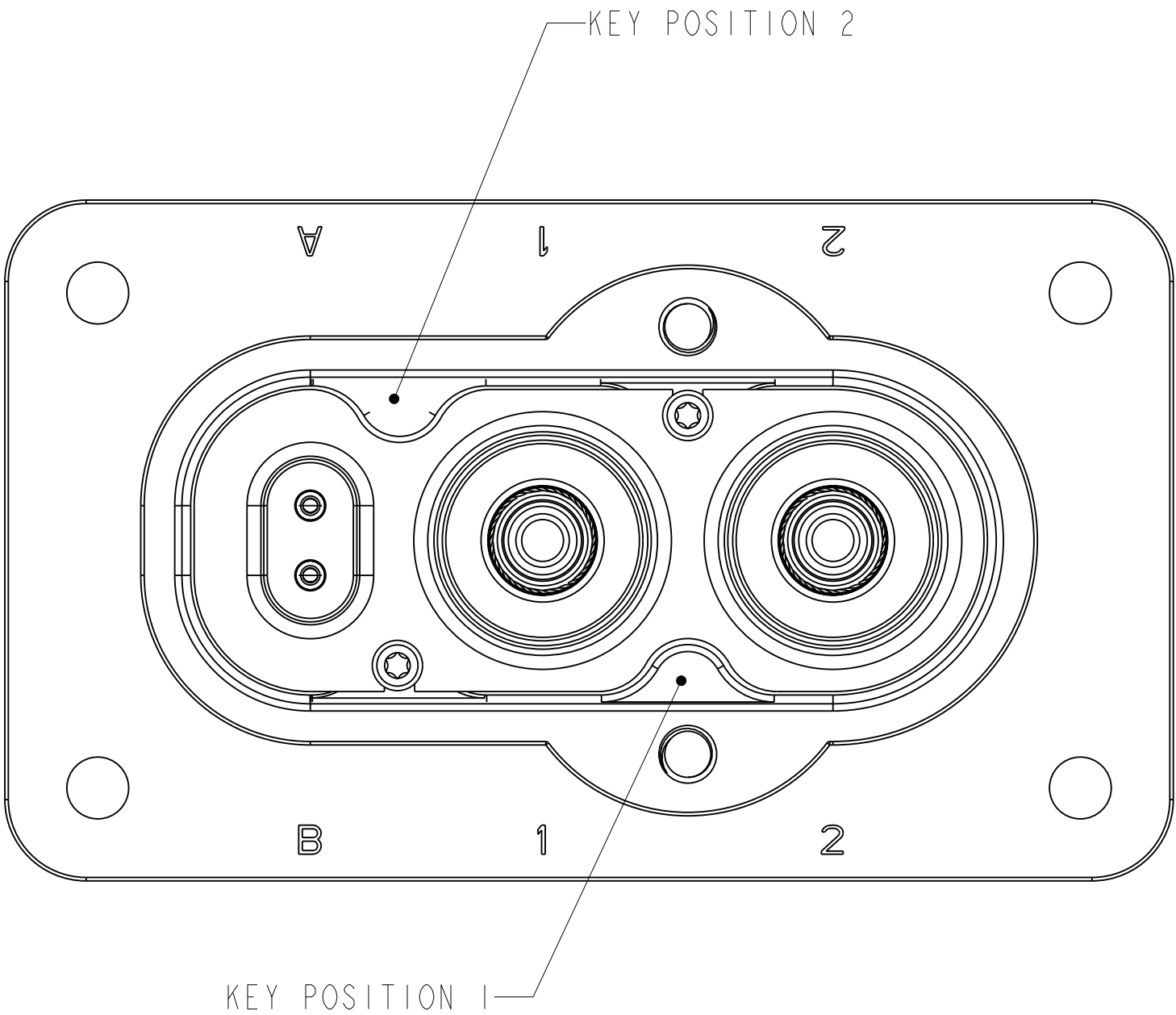
10-643578-() () ()

BASE NUMBER

FINISH CODING:
(I) Electroless Nickel Plate
(FG) Bright Tin Over Electroless Nickel
(B) No Plating

KEY CODING:
See Table

CONTACT TERMINATION CODING:
See Table



KEY CODING TABLE			TERMINATION CODING TABLE	
KEY CODING	KEY POSITION		TERMINATION CODING	TERMINATION TYPE
	1	2		
1	NO KEY	NO KEY	0	M6x1.0 THREAD BUSBAR
2	KEY	NO KEY	1	50mm ² WIRE CRIMP
3	NO KEY	KEY	2	70mm ² WIRE CRIMP
4	KEY	KEY	3	95mm ² WIRE CRIMP

NOTES:

THIS DOCUMENT CONTAINS PROPRIETARY INFORMATION AND SUCH INFORMATION MAY NOT BE DISCLOSED TO OTHERS FOR ANY PURPOSE OR USED FOR MANUFACTURING PURPOSES WITHOUT WRITTEN PERMISSION FROM THE AMPHENOL CORP.

RELEASED / Sep . 27 2011, 10:35:54 AM

SIZE	CAGE CODE	DOCUMENT NO.	REV.
C	77820	10-643578-() () ()	A
SCALE: 1.0		REF: C10-643578-() () ()	SHEET 2 OF 2

Mouser Electronics

Authorized Distributor

Click to View Pricing, Inventory, Delivery & Lifecycle Information:

[Amphenol:](#)

[eR429531](#)