



Connectors > Rectangular Connectors > Rectangular Contact Inserts > Hybrid Module: Male & female inserts



Rectangular Connector Insert Type: **Insert for Contacts**

Contact Type: **Socket**

Termination Method to Wire & Cable: **Crimp**

Connector System: **Wire-to-Wire**

Number of Positions: **11**

[All Hybrid Module: Male & female inserts \(21\)](#)

Features

Product Type Features

Connector & Contact Terminates To	Wire & Cable
Rectangular Connector Insert Type	Insert for Contacts
Connector System	Wire-to-Wire
Sealable	Yes

Configuration Features

Number of Positions	11
---------------------	----

Body Features

Primary Product Material	Composite
--------------------------	-----------

Contact Features

Contact Type	Socket
Contact Current Rating (Max)	13 A

Termination Features

Termination Method to Wire & Cable	Crimp
------------------------------------	-------

Mechanical Attachment

Connector Mounting Type	Cable Mount (Free-Hanging)
-------------------------	----------------------------



Housing Features

Centerline (Pitch)	2.62 mm, 4.4 mm[.103 in][.173 in]
--------------------	-----------------------------------

Dimensions

Wire Size	.15 – .4 mm ² , .61 – 1.21 mm ²
-----------	---

Usage Conditions

Operating Temperature Range	-55 – 175 °C[-67 – 347 °F]
-----------------------------	----------------------------

Operation/Application

Circuit Application	Power, Signal & High Speed Data
---------------------	---------------------------------

Packaging Features

Packaging Quantity	1
Packaging Method	Package

Product Compliance

For compliance documentation, visit the product page on [TE.com](#)>

EU RoHS Directive 2011/65/EU	Compliant with Exemptions
EU ELV Directive 2000/53/EC	Out of Scope
China RoHS 2 Directive MIIT Order No 32, 2016	Restricted Materials Above Threshold
EU REACH Regulation (EC) No. 1907/2006	Current ECHA Candidate List: JUNE 2024 (241) Candidate List Declared Against: JUNE 2023 (235) SVHC > Threshold: Pb (1.2% in alloy) <small>Article Safe Usage Statements: Do not eat, drink or smoke when using this product. Wash thoroughly after handling. Recycle if possible and dispose of the article by following all applicable governmental regulations relevant to your geographic location.</small>
Halogen Content	Low Halogen - Br, Cl, F, I < 900 ppm per homogenous material. Also BFR/CFR/PVC Free
Solder Process Capability	Not reviewed for solder process capability








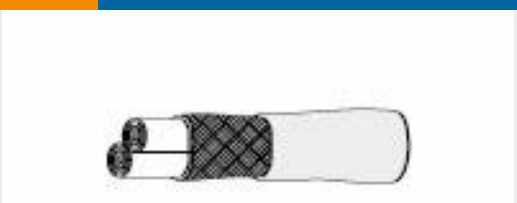


Product Compliance Disclaimer

This information is provided based on reasonable inquiry of our suppliers and represents our current actual knowledge based on the information they provided. This information is subject to change. The part numbers that TE has identified as EU RoHS compliant have a maximum concentration of 0.1% by weight in homogenous materials for lead, hexavalent chromium, mercury, PBB, PBDE, DBP, BBP, DEHP, DIBP, and 0.01% for cadmium, or qualify for an exemption to these limits as defined in the Annexes of Directive 2011/65/EU (RoHS2). Finished electrical and electronic equipment products will be CE marked as required by Directive 2011/65/EU. Components may not be CE marked. Additionally, the part numbers that TE has identified as EU ELV compliant have a maximum concentration of 0.1% by weight in homogenous materials for lead, hexavalent chromium, and mercury, and 0.01% for cadmium, or qualify for an exemption to these limits as defined in the Annexes of Directive 2000/53/EC (ELV). Regarding the REACH Regulation, the information TE provides on SVHC in articles for this part number is based on the latest European Chemicals Agency (ECHA) ‘Guidance on



requirements for substances in articles' posted at this URL: <https://echa.europa.eu/guidance-documents/guidance-on-reach>

Customers Also Bought

 <p>TE Part #38946-16L CONT SOC ASSY</p>	 <p>TE Part #CX6566-000 BND-0812S</p>	 <p>TE Part #ZPF000000000099713 DMC-MD 20 N</p>	 <p>TE Part #D369-P99-AP1 369 9 WAY PLUG, CRIMP, PIN</p>
 <p>TE Part #ZPF000000000137993 787-8055-13M</p>	 <p>TE Part #D369-P33-BS1 369 3 WAY PLUG, CRIMP, SKT</p>	 <p>TE Part #D369-P66-BS1 369 6 WAY PLUG, CRIMP, SKT</p>	 <p>TE Part #702841-000 55A1821-22-9/96-9CS2275</p>
 <p>TE Part #ZPF000000000102762 787-8055-10M</p>	 <p>TE Part #2226455-1 SOCKET INSERT, 16-02 CABLE APPLIED</p>		

Documents

Product Drawings
DMC-M 99-01 SN

English

CAD Files
3D PDF

3D

Customer View Model
ENG_CVM_CVM_ZPF000000000099685_1.2d_dxf.zip

English

Customer View Model
ENG_CVM_CVM_ZPF000000000099685_1.3d_igs.zip

English

Customer View Model



ENG_CVM_CVM_ZPF000000000099685_1.3d_stp.zip

English

By downloading the CAD file I accept and agree to the [Terms and Conditions](#) of use.

Datasheets & Catalog Pages

DMC-M Series Single Module EN4165

English