



Relays & Contactors > Contactors > Mil-Aero Contactors > DC Contactors



Contact Arrangement: 1 Form X SPST-NO-DM

Wire Size: .34 mm²

Contact Current Rating: 500 A

Coil Resistance: 60.2 Ω

Features

Configuration Features

Auxiliary Switch Contact Arrangement	None
Contact Arrangement	1 Form X SPST-NO-DM
Contact Number of Poles	1

Electrical Characteristics

Contact Current Rating	500 A
Coil Resistance	60.2 Ω
Coil Voltage Rating	28 VDC
Contact Switching Voltage (Max)	900 VDC

Body Features

Enclosure Type	Sealed
----------------	--------

Termination Features

Main Termination & Connection Type	M8 x 1.25
Coil Termination & Connection Type	10-32 Stud

Mechanical Attachment

Torque (Main)	80 – 100 in-lbs
Torque (Coil)	15 – 30 in-lbs
Product Mount Type	Chassis

Dimensions



Wire Size	.34 mm²
-----------	---------

Operation/Application

Current Type	DC
--------------	----

Packaging Features

Packaging Method	Individual
------------------	------------

Product Compliance

For compliance documentation, visit the product page on TE.com>

EU RoHS Directive 2011/65/EU	Compliant
EU ELV Directive 2000/53/EC	Compliant
China RoHS 2 Directive MIIT Order No 32, 2016	No Restricted Materials Above Threshold
EU REACH Regulation (EC) No. 1907/2006	Current ECHA Candidate List: JUNE 2024 (241) Candidate List Declared Against: JAN 2022 (223) Does not contain REACH SVHC
Halogen Content	Low Halogen - Br, Cl, F, I < 900 ppm per homogenous material. Also BFR/CFR/PVC Free
Solder Process Capability	Not applicable for solder process capability

Product Compliance Disclaimer

This information is provided based on reasonable inquiry of our suppliers and represents our current actual knowledge based on the information they provided. This information is subject to change. The part numbers that TE has identified as EU RoHS compliant have a maximum concentration of 0.1% by weight in homogenous materials for lead, hexavalent chromium, mercury, PBB, PBDE, DBP, BBP, DEHP, DIBP, and 0.01% for cadmium, or qualify for an exemption to these limits as defined in the Annexes of Directive 2011/65/EU (RoHS2). Finished electrical and electronic equipment products will be CE marked as required by Directive 2011/65/EU. Components may not be CE marked. Additionally, the part numbers that TE has identified as EU ELV compliant have a maximum concentration of 0.1% by weight in homogenous materials for lead, hexavalent chromium, and mercury, and 0.01% for cadmium, or qualify for an exemption to these limits as defined in the Annexes of Directive 2000/53/EC (ELV). Regarding the REACH Regulation, the information TE provides on SVHC in articles for this part number is based on the latest European Chemicals Agency (ECHA) 'Guidance on requirements for substances in articles' posted at this URL: <https://echa.europa.eu/guidance-documents/guidance-on-reach>

Compatible Parts





TE Part # 7-1618387-1  
LEV200A5ANA=RELAY, SPST-NO


Also in the Series | Kilovac LEV200




DC Contactors(15)



Definite Purpose Contactors(1)



General Purpose Contactors(4)




High Voltage Relays(13)


Customers Also Bought



TE Part #HDP24-24-19PE-L015  
REC, 19P, BLK, E, THD, 12/16, P



TE Part #1241434-1  
121pos hybrid MQS .63 header 90deg



TE Part #53424-1  
TERMINAL,PIDG PVF2 R 12-10 8




TE Part #1-1393302-4  
VF711H11/X839




TE Part #1618387-7  
LEV200A4NAA=RELAY, SPST-NO



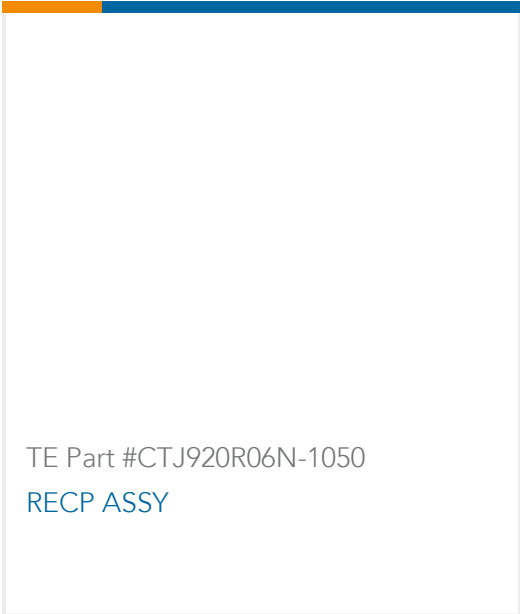
TE Part #K1060542  
Relay 26-55-710



TE Part #RE04-106P  
PLUG ASSY



TE Part #YCTJ122E01CC015000  
ELEC MODULE



TE Part #CTJ920R06N-1050  
RECP ASSY



Documents

CAD Files

3D PDF

3D

Customer View Model

ENG\_CVM\_CVM\_7-1618391-4\_E.2d\_dxf.zip

English

Customer View Model

ENG\_CVM\_CVM\_7-1618391-4\_E.3d\_igs.zip

English

Customer View Model

ENG\_CVM\_CVM\_7-1618391-4\_E.3d\_stp.zip

English

By downloading the CAD file I accept and agree to the [Terms and Conditions](#) of use.

Datasheets & Catalog Pages

5-1773450-5\_sec7\_LEV200

English