
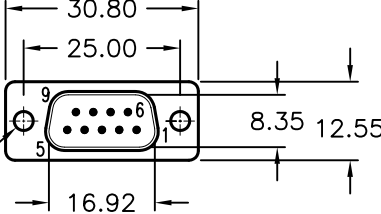
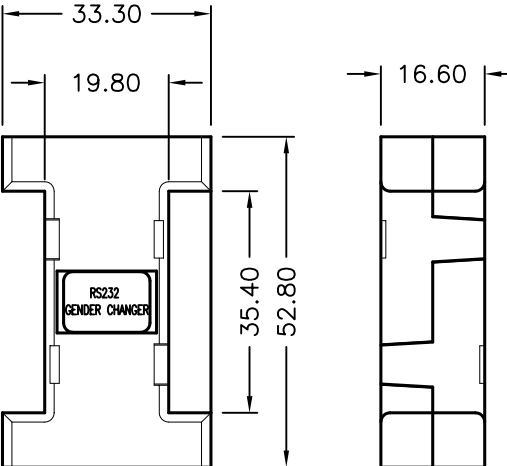
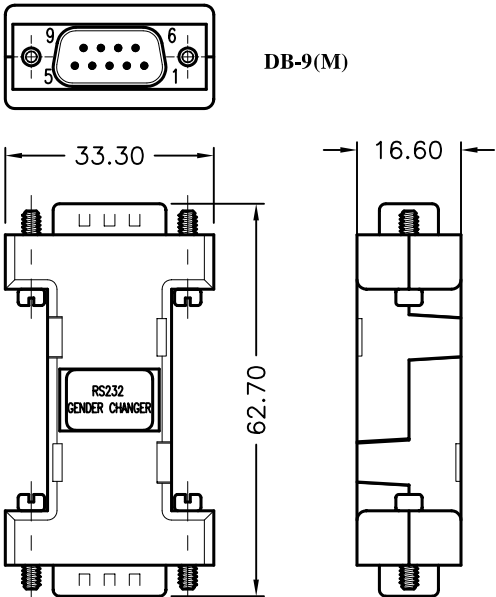
	ALL RIGHTS RESERVED. NO PORTION OF THIS PUBLICATION, WHETHER IN WHOLE OR IN PART CAN BE REPRODUCED WITHOUT THE EXPRESS WRITTEN CONSENT OF SPC TECHNOLOGY. SPC-F005.DWG		REVISIONS			DOC. NO. SPC-F005 * Effective: 7/8/02 * DCP No: 1398					
			DCP #	REV	DESCRIPTION	DRAWN	DATE	CHECKD	DATE	APPRVD	DATE
			1891	A	RELEASED	EO	07/25/06	YA	07/25/06	HO	07/25/06





RoHS Compliant

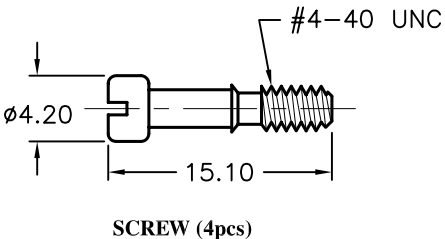












PIN DIAGRAM	
HD-9(M)	HD-9(M)
1	1
2	2
3	3
4	4
5	5
6	6
7	7
8	8
9	9
Shell	Shell

Specifications:

- Cover: ABS, Beige Color
- Metal Shell: Steel, Nickel-Plated
- Electronic Wire: 26 AWG with PVC Jacket
- Contact: Brass, Nickel-Plated Overall & Gold-Plated on Contact Area
- Insulator: PBT, Blue Color
- Screw: Steel, Nickel-Plated

<div>DISCLAIMER:</div> <div>ALL STATEMENTS AND TECHNICAL INFORMATION CONTAINED HEREIN ARE BASED UPON INFORMATION AND/OR TESTS WE BELIEVE TO BE ACCURATE AND RELIABLE. SINCE CONDITIONS OF USE ARE BEYOND OUR CONTROL, THE USER SHALL DETERMINE THE SUITABILITY OF THE PRODUCT FOR THE INTENDED USE AND ASSUME ALL RISK AND LIABILITY WHATSOEVER IN CONNECTION THEREWITH.</div>	TOLERANCES:		DRAWN BY:	DATE:	DRAWING TITLE:				
	Unless Otherwise Specified		EKLAS ODISH	07/25/06	Gender Changer, DB9 Pin Male to Male				
	.X ±0.2 [0.008]		CHECKED BY:	DATE:	SIZE	DWG. NO.	ELECTRONIC FILE	REV	
	.XX ±0.12 [0.005]		YILMAZ AKYONDEM	07/25/06	A	SPC19767	84K8533.DWG	A	
			APPROVED BY:	DATE:	SCALE: NTS		U.O.M.: mm [INCHES]	SHEET: 1 OF 1	
			HISHAM ODISH	07/25/06					