



TE Internal #: AEA175N00000201000

Cable-to-Panel, 12 Position, Signal, Panel Mount, Electrodeposited Nickel, Zinc Alloy, PBT GF, 12 Signal Positions, Standard Circular Connectors

[View on TE.com >](#)

Connectors > Circular Connectors > Standard Circular Connectors



Connector System: **Cable-to-Panel**

Connector Mounting Type: **Panel Mount**

Number of Positions: **12**

Sealable: **No**

Circuit Application: **Signal**

Features

Product Type Features

Product Type	Connector Assembly
Connector System	Cable-to-Panel
Sealable	No
Circular Connector Type	Receptacle
Shell Type	Metal

Configuration Features

Number of Positions	12
Number of Signal Positions	12

Electrical Characteristics

Operating Voltage	160 VAC
-------------------	---------

Body Features

Environmental Protection	IP67
Shell Plating Material	Electrodeposited Nickel
Shell Base Material	Zinc Alloy

Circular Connector Insulation Material Type

PBT GF

Mechanical Attachment

Mating Retention Type	Screw
Panel Mount Feature Type	Flange with Mounting Holes
Connector Mounting Type	Panel Mount

Housing Features

Circular Connector Shell Size	23
Alignment Keyed	0°

Usage Conditions

Operating Temperature Range	-20 – 130 °C[-4 – 266 °F]
-----------------------------	---------------------------

Operation/Application

Durability Rating	500 Cycles
Circuit Application	Signal
Shielded	Yes

Industry Standards

UL Flammability Rating	UL 94V-0
Compatible With Approved Standards Products	UL

Product Compliance

For compliance documentation, visit the product page on TE.com>

EU RoHS Directive 2011/65/EU	Compliant
EU ELV Directive 2000/53/EC	Compliant
China RoHS 2 Directive MIIT Order No 32, 2016	No Restricted Materials Above Threshold
EU REACH Regulation (EC) No. 1907/2006	Current ECHA Candidate List: JUNE 2024 (241) Candidate List Declared Against: JUNE 2023 (235) Does not contain REACH SVHC
Halogen Content	Not Yet Reviewed for halogen content
Solder Process Capability	Not reviewed for solder process capability

Product Compliance Disclaimer

This information is provided based on reasonable inquiry of our suppliers and represents our current actual knowledge based on the information they provided. This information is subject to change. The part numbers that TE has identified as EU RoHS compliant have a maximum concentration of 0.1% by weight in homogenous materials for lead, hexavalent chromium, mercury, PBB, PBDE, DBP, BBP, DEHP, DIBP, and 0.01% for cadmium, or qualify for an exemption to these



limits as defined in the Annexes of Directive 2011/65/EU (RoHS2). Finished electrical and electronic equipment products will be CE marked as required by Directive 2011/65/EU. Components may not be CE marked. Additionally, the part numbers that TE has identified as EU ELV compliant have a maximum concentration of 0.1% by weight in homogenous materials for lead, hexavalent chromium, and mercury, and 0.01% for cadmium, or qualify for an exemption to these limits as defined in the Annexes of Directive 2000/53/EC (ELV). Regarding the REACH Regulation, the information TE provides on SVHC in articles for this part number is based on the latest European Chemicals Agency (ECHA) ‘Guidance on requirements for substances in articles’ posted at this URL: <https://echa.europa.eu/guidance-documents/guidance-on-reach>

Compatible Parts



TE Part # ASA012N00400235000
623 PLUG




TE Part # ASA012N00410235000
623 PLUG




TE Part # C0-0101-000-P00
CRIMPING TOOL SMALL WITH POSITIONER


Customers Also Bought




TE Part #AEA139N00000201000
623 RECEPTACLE, SPEEDTEC-READY




TE Part #60-0225-011-000
CONTACT SOCKET 3,6 MM




TE Part #AGC175N00001215000
623 RECEPTACLE ANGLED ROTABLE




TE Part #ASA000N00410100000
623 PLUG, SPEEDTEC




TE Part #ASA012N00410235000
623 PLUG




TE Part #BKA186N00420200000
923 EXTENSION, SPEEDTEC-READY



TE Part #CUA480N00440050000
940 PLUG, ANGLED



TE Part #CSA263N00260001000
940 PLUG



TE Part #AUA014F01420100000
623 plug, angled, speedtec

Documents



CAD Files

3D PDF

3D

Customer View Model

ENG_CVM_CVM_AEA175N00000201000_A.2d_dxf.zip

English

Customer View Model

ENG_CVM_CVM_AEA175N00000201000_A.3d_igs.zip

English

Customer View Model

ENG_CVM_CVM_AEA175N00000201000_A.3d_stp.zip

English

By downloading the CAD file I accept and agree to the [Terms and Conditions](#) of use.

Datasheets & Catalog Pages

AEA175N00000201000

English

fuer Datenblaetter, die online konfigurierbar sind

German