

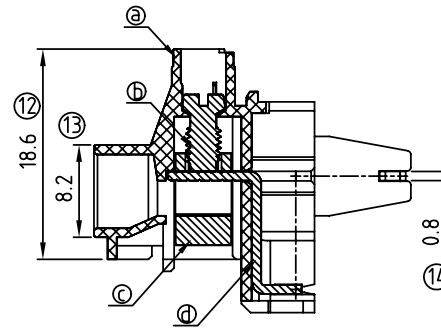
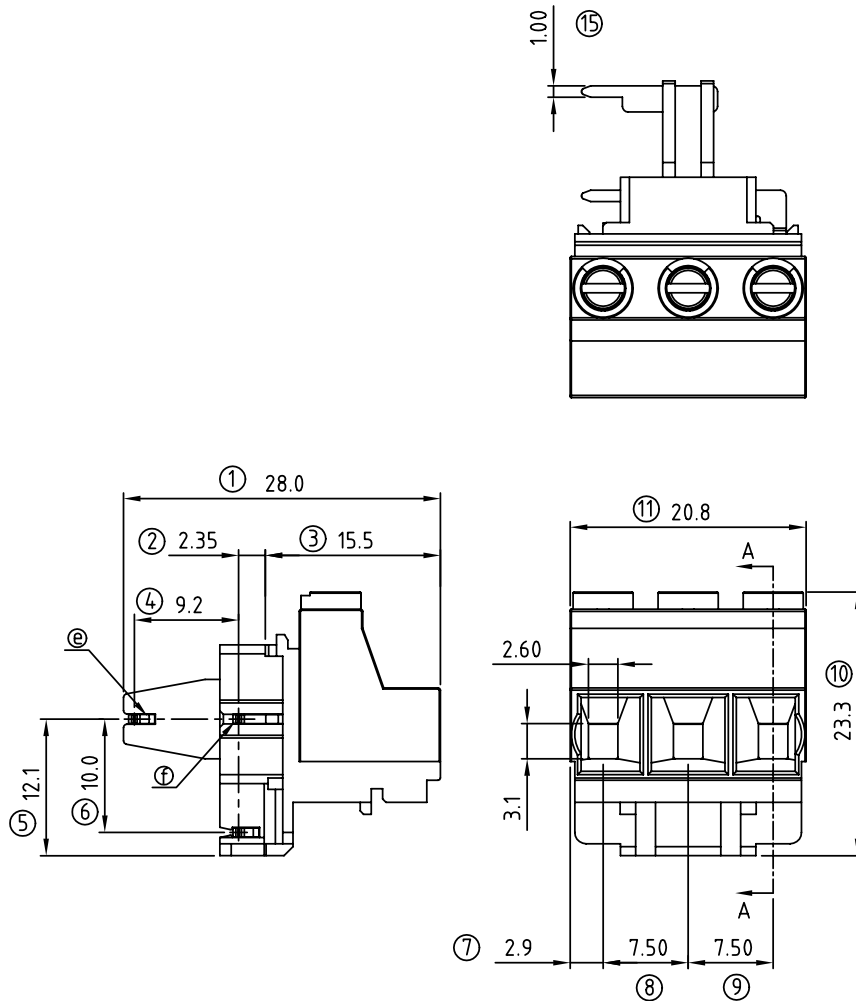
SIGN	DATE	DESCRIPTION	APPROVER
△			
THIS IS CAD DRAWING, DO NOT REVISE MANUALLY!!!			

#### Materials

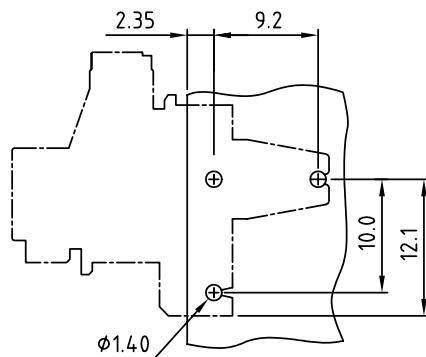
- Item a Terminal body:Thermoplastic (UL 94V-0)
- Item b Terminal screw: Steel Zinc plating "--" slot type
- Item c Clamp: Zinc alloy . Ni plated
- Item d Long wire guard solder pin: Brass .Tin plated
- Item e Center wire guard solder pin: Brass .Tin plated
- Item f Short Wire guard solder pin: Brass .Tin plated

#### Electrical cULus

- Voltage rating: 600VAC
- Current rating: 20A
- Wire range:
- Solid wire(AWG): 12-30
- Stranded wire(AWG): 12-30
- Torque(Lb-In): 4.3
- Screw: M3
- Wire strip length: 7-8mm
- Withstanding Voltage: 2.2KV
- Operating temperature: -40°C to +115°C
- Soldering temperature: 250°C±5°C/5 Sec
- Safety Approval:



SECTION A-A



PCB Layout

K7 03 0 3 x 1 xxxx G

G: Pb<40000ppm

#### COLOR

- 0 Black (RAL9005)
- 2 Red (RAL3001/D)
- 3 Orange(RAL2011/P)
- 4 Yellow(RAL1018/A)
- 5 Green(RAL6018/T)
- 6 Blue (RAL5015/A)
- 8 Grey(RAL7035/D)

0000: "@" Logo (Standard)  
000A: "ANYTEK" Mark  
Any special item by  
customer request.  
please contact sales  
department.

# ANYTEK

## CUSTOMER COPY

ALL RIGHTS RESERVED. REPRODUCTION OR ISSUE TO THIRD PARTIES IN ANY FORM WHATSOEVER IS NOT PERMITTED WITHOUT WRITTEN AUTHORITY FROM THE PROPRIETOR. PROPERTY OF ANYTEK TECHNOLOGY CO., LTD

TITLE		K7 7.5 SERIES 3P (Left)			
PART NO.	K70303x1xxxxG			DWG NO.	8K70002
APPROVED	CHECKED	DESIGNED	DRAWN	CUST NO.	
		Runner 2010.11.09	Runner 2010.11.09		Tolerance
					X. ±0.5
					X.X ±0.3
					X.XX ±0.1
					X° ±1°
				SHEET: 01/01	REV.: A

# Mouser Electronics

Authorized Distributor

Click to View Pricing, Inventory, Delivery & Lifecycle Information:

[Amphenol:](#)

[K70303810000G](#)