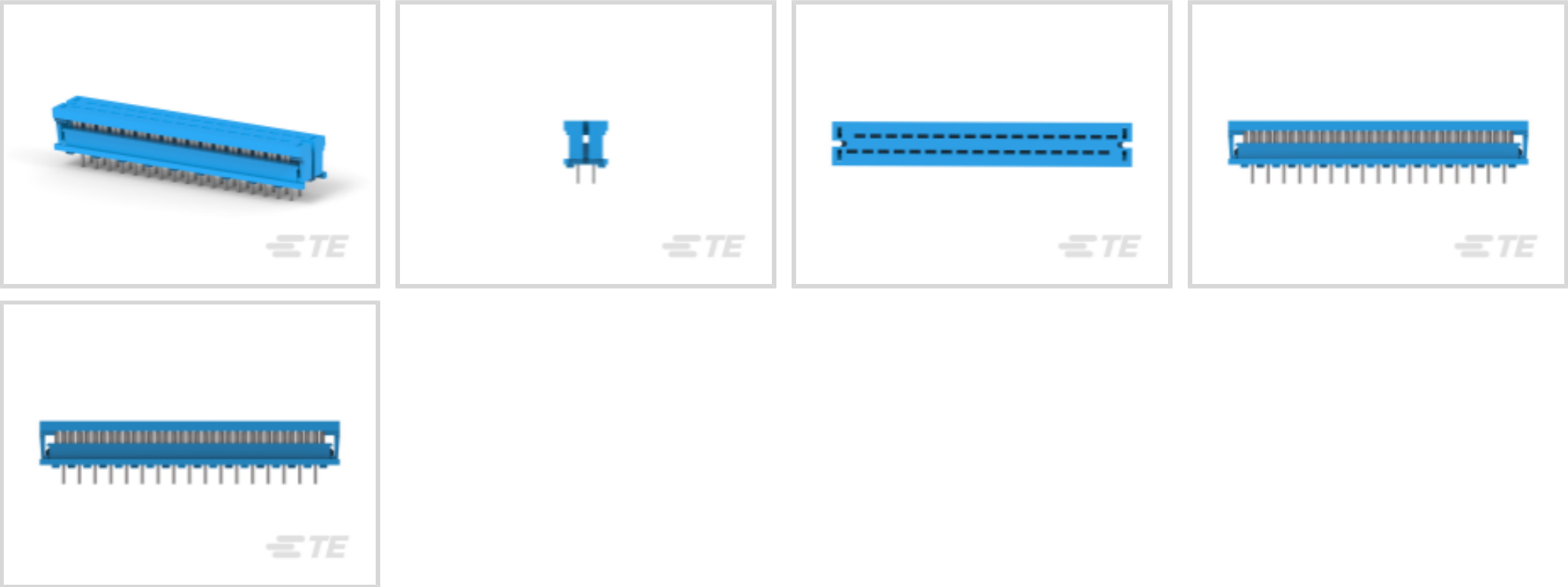




Connectors > PCB Connectors > Wire-to-Board Connectors > FFC, FPC & Ribbon Connectors > Ribbon Cable Connectors



Connector System: **Wire-to-Board**
Number of Positions: **34**
Centerline (Pitch): **2.54 mm [.1 in]**
PCB Mount Retention: **Without**
PCB Mount Orientation: **Vertical**

Features

Product Type Features

Ribbon Cable Connector Header Type	Shrouded
Connector Product Type	Connector Assembly
Connector System	Wire-to-Board
Connector & Housing Type	Plug
Connector & Contact Terminates To	Printed Circuit Board, Wire & Cable

Configuration Features

Number of Positions	34
PCB Mount Orientation	Vertical
Number of Rows	2

Body Features

Primary Product Color	Blue
-----------------------	------

Contact Features

PCB Contact Termination Area Plating Material Thickness	2.54 μm[100 μin]
Wire Contact Termination Area Plating Thickness	2.54 μm[100 μin]



Wire Contact Termination Area Plating Material	Tin
Contact Mating Area Plating Material	Tin
PCB Contact Termination Area Plating Material	Tin
Contact Current Rating (Max)	1 A

Termination Features

	.014 in
Rectangular Termination Post & Tail Width	.46 mm[.018 in]
Termination Method to Wire & Cable	Insulation Displacement (IDC)
Termination Method to PCB	Through Hole - Solder

Mechanical Attachment

PCB Mount Retention	Without
Mating Retention	Without
Connector Mounting Type	Board Mount

Housing Features

Centerline (Pitch)	2.54 mm[.1 in]
--------------------	----------------

Dimensions

Row-to-Row Spacing	2.54 mm[.1 in]
--------------------	----------------

Usage Conditions

Operating Temperature Range	-55 – 125 °C[-67 – 257 °F]
-----------------------------	----------------------------

Operation/Application

Circuit Application	Signal
---------------------	--------

Product Compliance

For compliance documentation, visit the product page on TE.com>

EU RoHS Directive 2011/65/EU	Compliant
EU ELV Directive 2000/53/EC	Compliant
China RoHS 2 Directive MIIT Order No 32, 2016	No Restricted Materials Above Threshold
EU REACH Regulation (EC) No. 1907/2006	Current ECHA Candidate List: JUNE 2024 (241) Candidate List Declared Against: JUNE 2024 (241) Does not contain REACH SVHC
Halogen Content	Not Low Halogen - contains Br or Cl > 900 ppm.



Solder Process Capability

Wave solder capable to 265°C

Product Compliance Disclaimer

This information is provided based on reasonable inquiry of our suppliers and represents our current actual knowledge based on the information they provided. This information is subject to change. The part numbers that TE has identified as EU RoHS compliant have a maximum concentration of 0.1% by weight in homogenous materials for lead, hexavalent chromium, mercury, PBB, PBDE, DBP, BBP, DEHP, DIBP, and 0.01% for cadmium, or qualify for an exemption to these limits as defined in the Annexes of Directive 2011/65/EU (RoHS2). Finished electrical and electronic equipment products will be CE marked as required by Directive 2011/65/EU. Components may not be CE marked. Additionally, the part numbers that TE has identified as EU ELV compliant have a maximum concentration of 0.1% by weight in homogenous materials for lead, hexavalent chromium, and mercury, and 0.01% for cadmium, or qualify for an exemption to these limits as defined in the Annexes of Directive 2000/53/EC (ELV). Regarding the REACH Regulation, the information TE provides on SVHC in articles for this part number is based on the latest European Chemicals Agency (ECHA) ‘Guidance on requirements for substances in articles’ posted at this URL: <https://echa.europa.eu/guidance-documents/guidance-on-reach>

Compatible Parts

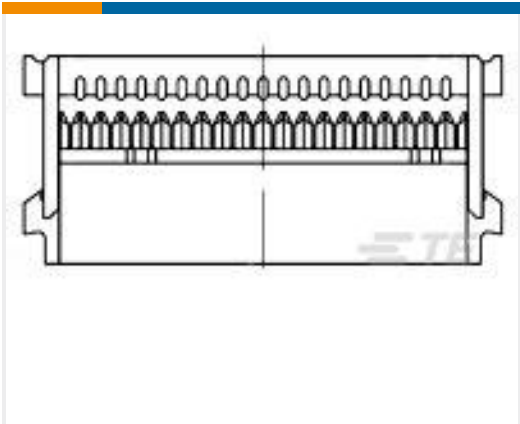


TE Part # 1-111382-9
034 DIP PLUG 100CL TIN KK




TE Part # 1-746610-8
34 DIP PLUG, 100CL, LEAD FREE


Customers Also Bought




TE Part #1-1658526-9
609-3441LF FEM SOCKET,LEAD FREE



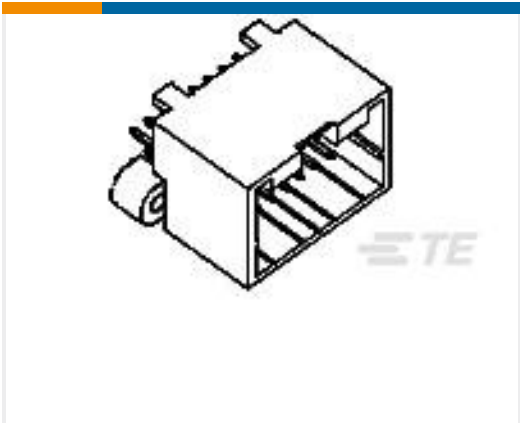
TE Part #5-1614884-7
CPF 0805 620R 0.1% 25PPM 1K RL



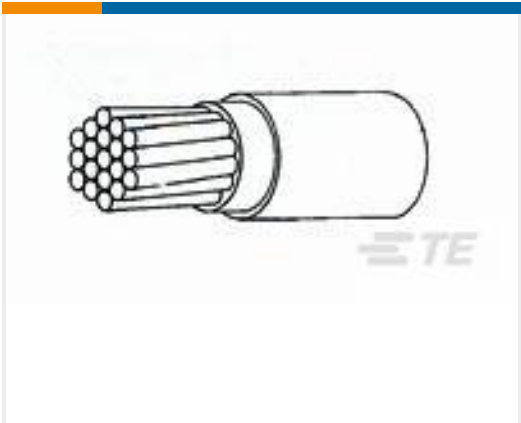
TE Part #6-2176092-9
RP 2A 0.25W 3K92 0.1% 25PPM 1K RL




TE Part #9-2176307-5
RP 1E 0.1W 118K 0.1% 25PPM 5K RL



TE Part #174971-2
040 MLC CAP ASSY V 8P



TE Part #282029-031
44A0111-20-9



TE Part #EXB150BNX
DUCK,EXB,150-162MHz,1/4W

Documents

Product Drawings
622-3453LF, PCB IDC, LEAD FREE



English

CAD Files

3D PDF

3D

Customer View Model

ENG_CVM_CVM_1658525-2_B.2d_dxf.zip

English

Customer View Model

ENG_CVM_CVM_1658525-2_B.3d_igs.zip

English

Customer View Model

ENG_CVM_CVM_1658525-2_B.3d_stp.zip

English

By downloading the CAD file I accept and agree to the [Terms and Conditions](#) of use.