




Connectors > PCB Connectors > Backplane Connectors > High Speed Backplane Connectors



Number of Positions: 60
Row-to-Row Spacing: 1.5 mm [.059 in]
Mating Alignment: With
Mating Alignment Type: Guide Lugs
Number of Rows: 6

Features

Product Type Features

Connector System	Board-to-Board
Connector & Contact Terminates To	Printed Circuit Board
PCB Connector Assembly Type	PCB Mount Header
Shroud Style	Partially Shrouded

Configuration Features

Pairs per Column	3
Number of Ground Positions	30
Number of Pairs	30
Number of Signal Positions	60
Number of Positions	60
Number of Rows	6
Number of Columns	10
PCB Mount Orientation	Vertical
Guide Location	Unguided



Electrical Characteristics

Operating Voltage	250 VAC
-------------------	---------

Signal Characteristics

Data Rate	≤12 Gb/s
-----------	----------

Body Features

Shield Material	Phosphor Bronze
Primary Product Color	Gray

Contact Features

Contact Layout	Matrix
Contact Type	Pin
Contact Mating Area Plating Material Thickness	.76 μm[30 μin]
Contact Mating Area Plating Material	Gold
Contact Base Material	Phosphor Bronze
Contact Current Rating (Max)	.7 A

Termination Features

Termination Post & Tail Length	2.5 mm[.098 in]
Termination Method to PCB	Through Hole - Press-Fit

Mechanical Attachment

Mating Alignment	With
Mating Alignment Type	Guide Lugs
Connector Mounting Type	Board Mount

Housing Features

Housing Material	Polyester - GF
Centerline (Pitch)	2.5 mm[.098 in]

Dimensions

Connector Length	24.95 mm[.988 in]
Connector Height	13.4 mm[.527 in]
Connector Width	18.93 mm[.745 in]
Row-to-Row Spacing	1.5 mm[.059 in]

Usage Conditions

Operating Temperature Range	-65 – 105 °C[-85 – 221 °F]
-----------------------------	----------------------------



Operation/Application

Circuit Application	Signal
---------------------	--------

Industry Standards

UL Flammability Rating	UL 94V-0
------------------------	----------

Packaging Features

Packaging Method	Tube
------------------	------

Product Compliance

For compliance documentation, visit the product page on TE.com>

EU RoHS Directive 2011/65/EU	Compliant
EU ELV Directive 2000/53/EC	Compliant
China RoHS 2 Directive MIIT Order No 32, 2016	No Restricted Materials Above Threshold
EU REACH Regulation (EC) No. 1907/2006	Current ECHA Candidate List: JUNE 2024 (241) Candidate List Declared Against: JUNE 2024 (241) Does not contain REACH SVHC
Halogen Content	Not Low Halogen - contains Br or Cl > 900 ppm.
Solder Process Capability	Not applicable for solder process capability

Product Compliance Disclaimer


This information is provided based on reasonable inquiry of our suppliers and represents our current actual knowledge based on the information they provided. This information is subject to change. The part numbers that TE has identified as EU RoHS compliant have a maximum concentration of 0.1% by weight in homogenous materials for lead, hexavalent chromium, mercury, PBB, PBDE, DBP, BBP, DEHP, DIBP, and 0.01% for cadmium, or qualify for an exemption to these limits as defined in the Annexes of Directive 2011/65/EU (RoHS2). Finished electrical and electronic equipment products will be CE marked as required by Directive 2011/65/EU. Components may not be CE marked. Additionally, the part numbers that TE has identified as EU ELV compliant have a maximum concentration of 0.1% by weight in homogenous materials for lead, hexavalent chromium, and mercury, and 0.01% for cadmium, or qualify for an exemption to these limits as defined in the Annexes of Directive 2000/53/EC (ELV). Regarding the REACH Regulation, the information TE provides on SVHC in articles for this part number is based on the latest European Chemicals Agency (ECHA) 'Guidance on requirements for substances in articles' posted at this URL: <https://echa.europa.eu/guidance-documents/guidance-on-reach>

Compatible Parts




TE Part # 6469081-2
HMZD 3PR, RECEPTACLE ASSEMBLY

Also in the Series | Z-PACK HM-Zd



Hard Metric Backplane Connectors(1)



High Speed Backplane Connectors(46)



Insertion & Extraction Tools(1)

Customers Also Bought



TE Part #4-2176070-3
3521 560R 1% 2W




TE Part #5787962-1
.8MM CHAMP STACK RCPT ASSY



TE Part #1-5353190-0
.6FHR04H,140,S,GIG,08/Sn,TR,NSYes




TE Part #6469001-1
HM-ZD 4PR RECP 80P



TE Part #6469002-1
HM-ZD 4PR HDR 80P 5.2MM




TE Part #6-1624112-2
3650 0603 3.3nH 5% 2K RL



TE Part #1-2176382-9
RQ 0805 205K 0.1% 10PPM 5K RL



TE Part #2-1879207-0
RN 0603 316K 0.1% 10PPM 5K RL



TE Part #5-1879207-1
RN 0603 511K 0.1% 10PPM 1K RL



TE Part #2301859-7
ZQSP+ STACKED RECEPTACLE ASSEMBLY 2X2



Documents

Product Drawings

HMZD 3PAIR, HDR ASSY, 25MM MOD

English

CAD Files

Customer View Model

ENG_CVM_CVM_6469083-3_B.2d_dxf.zip

English

3D PDF

3D

Customer View Model

ENG_CVM_CVM_6469083-3_B.3d_igs.zip

English

Customer View Model

ENG_CVM_CVM_6469083-3_B.3d_stp.zip

English

By downloading the CAD file I accept and agree to the [Terms and Conditions](#) of use.