

SPECIFICATION FOR APPROVAL

承 認 書

Description : **Piezo Audio Indicator**

Kingstate Part No. : **KPEG207**

Customer's Model No. : _____

Specification No. : **PKD-7267**

Number Of The Edition : **1.1**

| CUSTOMER'S APPROVED SIGNATURE | | |
|-------------------------------|--|--|
| | | |





志豐電子股份有限公司 KINGSTATE ELECTRONICS CORP.

Address: 10F, No. 69-11, Sec. 2, Chung Cheng E. Rd., Tamshui County, Taipei Hsien, Taiwan, R.O.C.

International sales dept.: TEL: 886-2-2809-6651 FAX: 886-2-2809-7151

Domestic sales dept.: TEL: 886-2-2809-0000 FAX: 886-2-28096748

<http://www.kingstate.com.tw>

| Approved by | Checked by | Issued by |
|--|---|-------------------------------|
|  4/20/05 |  4/20 | JIR 4/20/05' |

A. SCOPE 範疇

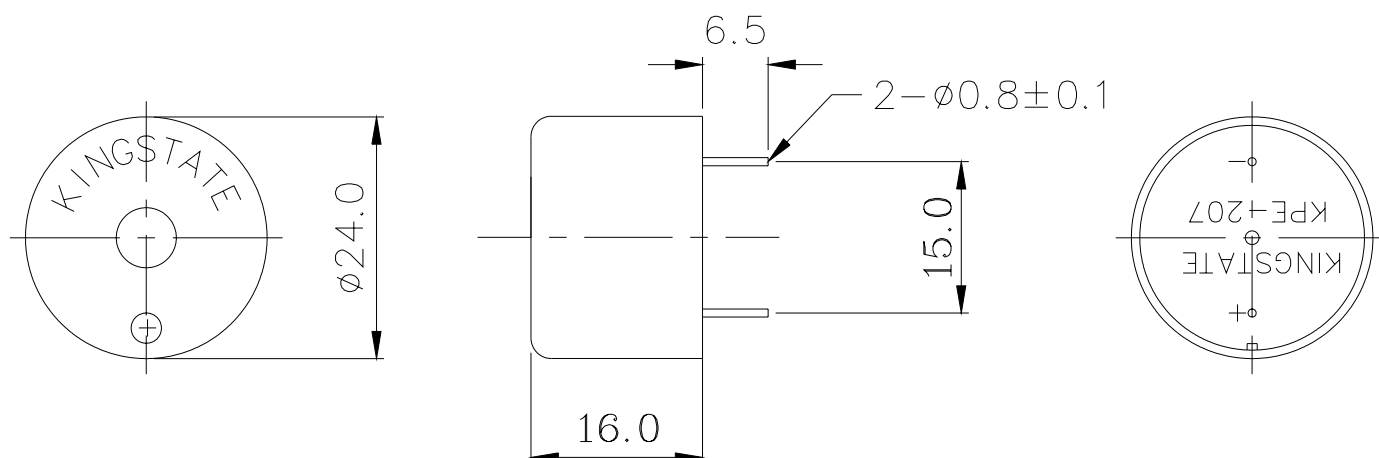
This specification applies piezo audio indicator, **KPEG207**

此規格書適用於壓電式蜂鳴器, **KPEG207**

B. SPECIFICATION 規格

| No. | Item | Unit | Specification | Condition |
|-----|--|------|---|------------------------------------|
| 1 | Resonant frequency 共振頻率 | KHz | 3.0 ± 0.5 | |
| 2 | Operating Volt. range 操作電壓範圍 | VDC | 3~ 20 | |
| 3 | Current consumption 消耗電流 | mA | MAX 13 | at 12VDC |
| 4 | Sound pressure level 輸出音壓 | dB | MIN 83 | at 30cm/12VDC |
| 5 | Rated Voltage 額定電壓 | VDC | 12 | |
| 6 | Tone 聲音 | | Continuous 直音 | |
| 7 | Operating temp. 操作溫度 | | -30 ~ +85 | |
| 8 | Storage temp. 儲存溫度 | | -40 ~ +95 | |
| 9 | Dimension 尺寸 | mm | 24.0 x H16.0 | See appearance drawing 請參照外觀尺寸圖 |
| 10 | Weight (MAX) 重量 | gram | 4.5 | |
| 11 | Material 材質 | | ABS UL-94 1/16" HB HIGH HEAT (BLACK) | |
| 12 | Terminal 端子 | | Pin type(鍍化金/Plating Au) | See appearance drawing 請參照外觀尺寸圖 |
| 13 | Environmental Protection Regulation 環保法規 | | RoHS | |

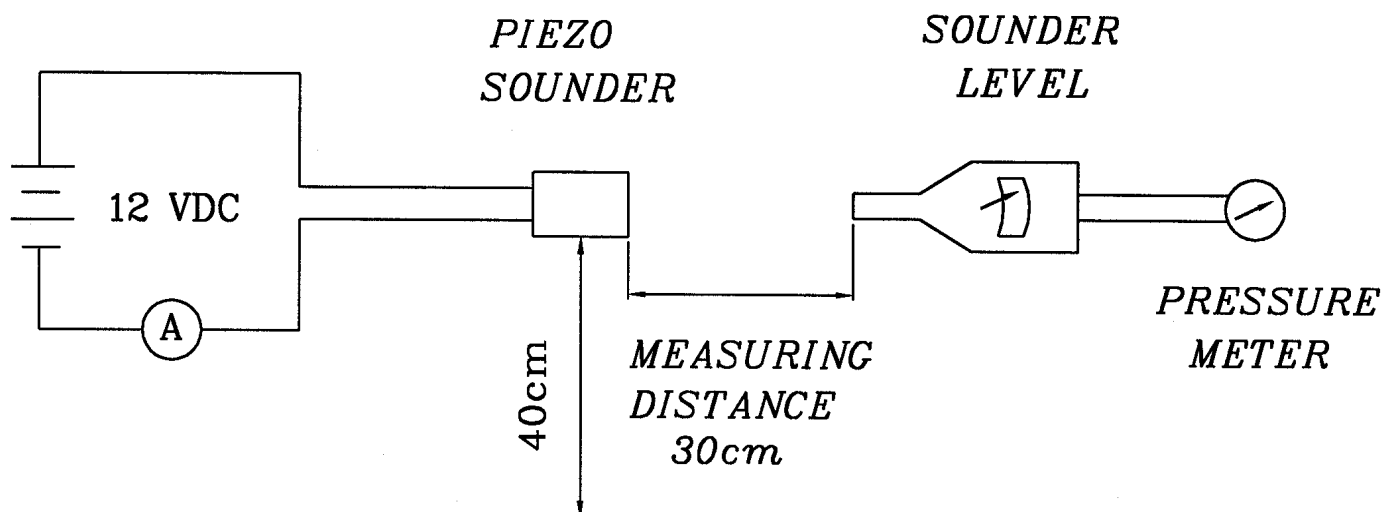
C. APPEARANCE DRAWING 外觀尺寸圖



Tol : ± 0.5
Unit : mm

D. MEASURING METHOD 測量方法

S.P.L. Measuring Circuit 音壓測試接線圖

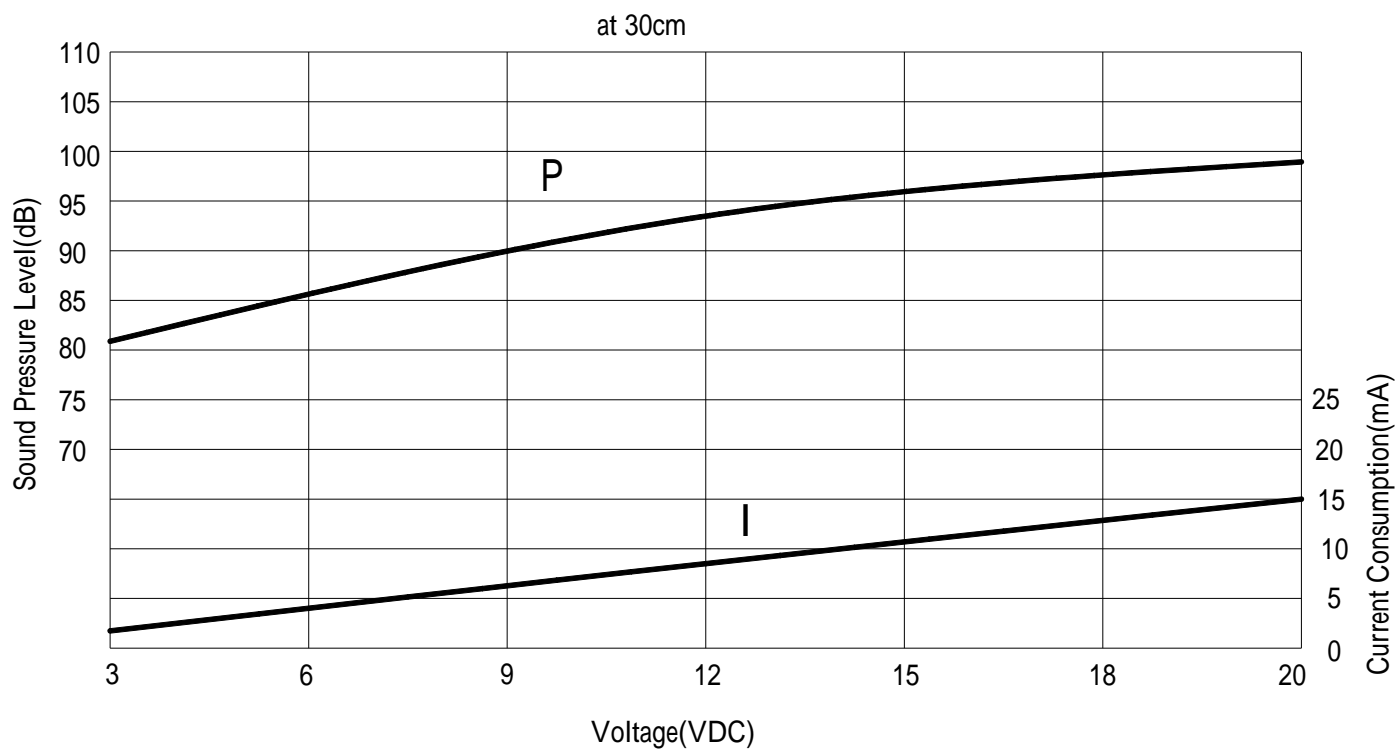


Mic : RION S.P.L meter UC30 or equivalent

Mic : RION 噪音計 UC30 或同等品

E. VOLTAGE: SOUND PRESSURE LEVEL / VOLTAGE: CURRENT CONSUMPTION

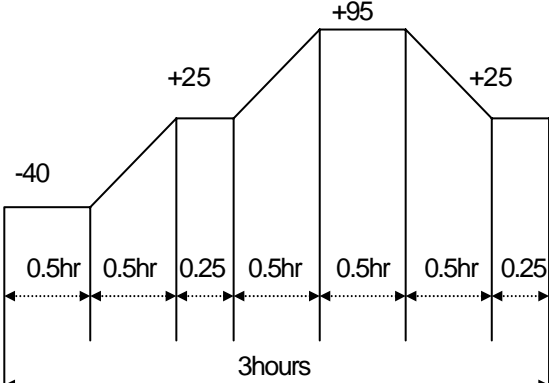
CHARACTERISTICS 電壓與音壓/電壓與耗電流之特性



F. MECHANICAL CHARACTERISTICS 機械特性

| No. | Item | Test Condition | Evaluation standard |
|-----|--------------------------------------|---|--|
| 1 | Solderability 焊錫附著性 | Lead terminals are immersed in rosin for 5 seconds and then immersed in solder bath of $+270\pm5$ for 3 ± 1 seconds. 端子部份浸入松香溶液 5 秒後,再浸入 $+270\pm5$ 溶錫槽中 3 ± 1 秒. | 90% min. lead terminals shall be wet with solder. (Except the edge of terminal) 浸入端子部份附著焊錫 90%以上.(末端斷面不算) |
| 2 | Soldering Heat Resistance 焊錫耐熱性 | Lead terminal are immersed up to 1.5mm from sounder's body in solder bath of $+260\pm5$ for 3 ± 1 seconds. 距離端子根部 1.5mm 的位置,浸入 $+260\pm5$ 的焊錫槽 3 ± 1 秒. | No interference in operation 操作上無任何不良 |
| 3 | Terminal Mechanical Strength 端子強度 | The force 10 seconds of 9.8N (1.0kg) is applied to each terminal in axial direction. 各端子的軸方向施以 9.8N (1.0kg) 的力量 10 秒. | No damage and cutting off 端子不鬆動, 不脫落 |
| 4 | Vibration 振動試驗 | Buzzer shall be measured after being applied vibration of amplitude of 1.5mm with 10 to 55hz band of vibration frequency to each of 3 per-pendicular directions for 2 hours. 振動加波數 10 55HZ、全振幅 1.5mm 於 X.Y.Z 3 個方向,各 2 小時. | The value of oscillation frequency/ current consumption should be in 10% compared with initial ones. The SPL should be in ± 10 dB compared with initial one. |
| 5 | Drop test 落下測試 | The part only shall be dropped from a height of 75cm onto a 40mm thick wooden board 3 times in 3 axes (X.Y.Z). (a total of 9 times). 單體從 75 公分高處, X.Y.Z 3 個方向,各 3 回,落於 40mm 厚木板上. | 諧振頻率與消耗電流變化量須在 $\pm 10\%$ 內. 輸出音壓變化量須在 ± 10 dB 內. |

G. ENVIRONMENT TEST 環境測試

| No. | Item | Test Condition | Evaluation standard |
|-----|----------------------------|--|--|
| 1 | High temp. test 高溫測試 | After being placed in a chamber at $+95$ for 240 hours 置於 $+95$ 環境中 240 小時 | Being placed for 4 hours at $+25$, buzzer shall be measured. The value of oscillation frequency/ current consumption should be in $\pm 10\%$ compared with initial ones. The SPL should be in ± 10 dB compared with initial one. 經測試後, 靜置於 $+25$ (室溫) 環境中 4 小時後, 諧振頻率與消耗電流變化量須在 $\pm 10\%$ 內. 輸出音壓變化量須在 ± 10 dB 內. |
| 2 | Low temp. test 低溫測試 | After being placed in a chamber at -40 for 240 hours 置於 -40 環境中 240 小時 | |
| 3 | Humidity test 相對濕度測試 | After being placed in a chamber at $+40$ and $90\pm5\%$ relative humidity for 240 hours 置於 $+40$, 相對濕度 $90\pm5\%$ 環境中 240 小時 | |
| 4 | Temp. cycle test 溫度循環試驗 | <p>The part shall be subjected to 5 cycles. One cycle shall be consist of : 單體承受溫度循環測試 5 次,其循環內容如圖示 :</p>  | |

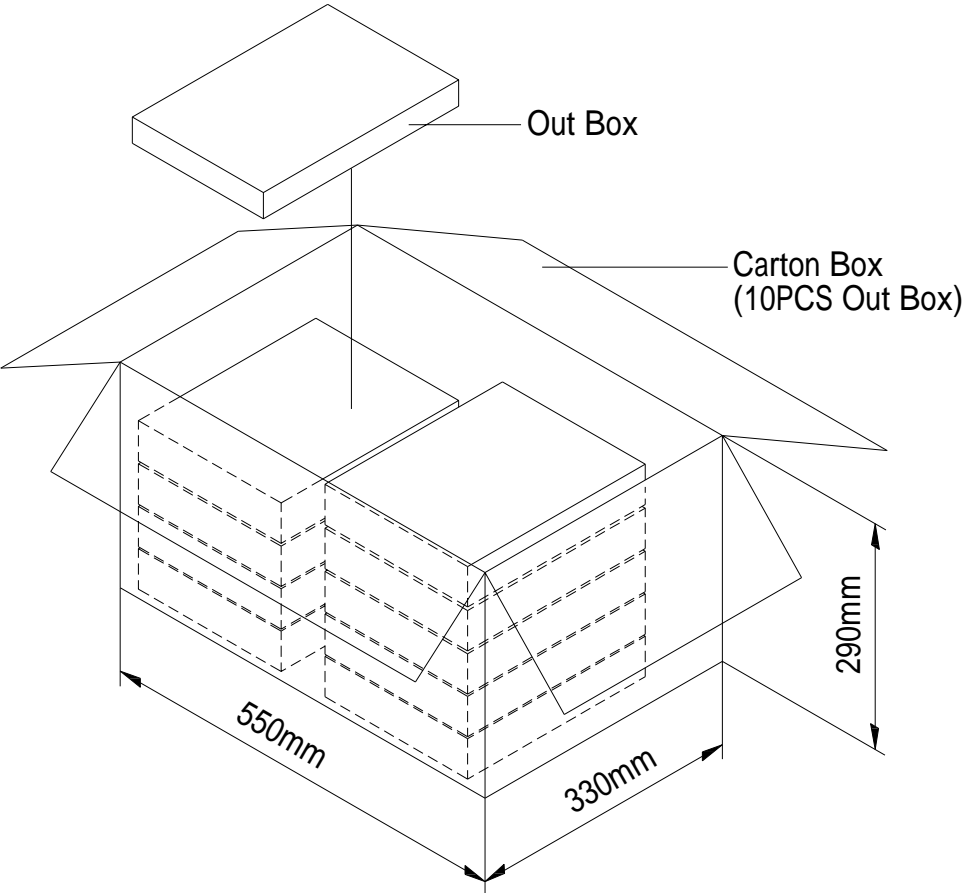
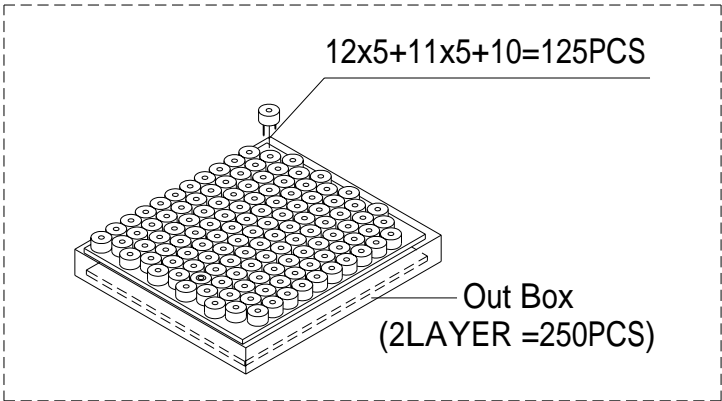
H. RELIABILITY TEST 信賴性測試

| No. | Item | Test condition | Evaluation standard |
|-----|-----------------------------|---|--|
| 1 | Operating life test 壽命測試 | <p>1.Continuous life test 高溫壽命測試(連續) 48 hours continuous operation at +70 with rated voltage applied. 在+70 環境下,以額定電壓連續操作 48 小時.</p> <p>2.Intermittent life test 室溫壽命測試(間歇) A duty cycle of 1 minute on, 1minutes off, a minimum of 5000 times at room temp.(+25±2)and rated voltage applied. 在室溫下(+25±2), 以額定電壓操作, 通電 1 分鐘斷電 1 分鐘,測試 5000 次循環.</p> | <p>Being placed for 4 hours at +25 , buzzer shall be measured. The value of oscillation frequency/ current consumption should be in ±10% compared with initial ones .The SPL should be in ±10dB compared with initial one.</p> <p>經測試後, 靜置於+25 (室溫) 環境中 4 小時後,諧振頻率與消耗電流變化量須在±10%內. 輸出音壓變化量須在±10dB 內.</p> |

TEST CONDITION.

| | | | | |
|--------------------------|---|---------------------------|----------------------|----------------------------|
| Standard Test Condition | : | a) Temperature : +5 ~ +35 | b) Humidity : 45-85% | c) Pressure : 860-1060mbar |
| 一般測試條件 | : | a) 溫度 : +5 ~ +35 | b) 濕度 : 45-85% | c) 氣壓 : 860-1060mbar |
| Judgement Test Condition | : | a) Temperature : +25 ± 2 | b) Humidity : 60-70% | c) Pressure : 860-1060mbar |
| 爭議時測試條件 | : | a) 溫度 : +25 ± 2 | b) 濕度 : 60-70% | c) 氣壓 : 860-1060mbar |

I. PACKING STANDARD 包裝規格



| | | |
|------------|-------------------|--------------------|
| Out Box | 310mmx248mmx49mm | 2x125PCS=250PCS |
| Carton Box | 550mmx330mmx290mm | 250PCSx10=2,500PCS |