

PRODUCT NUMBER
SEE TABLE

NOTES:

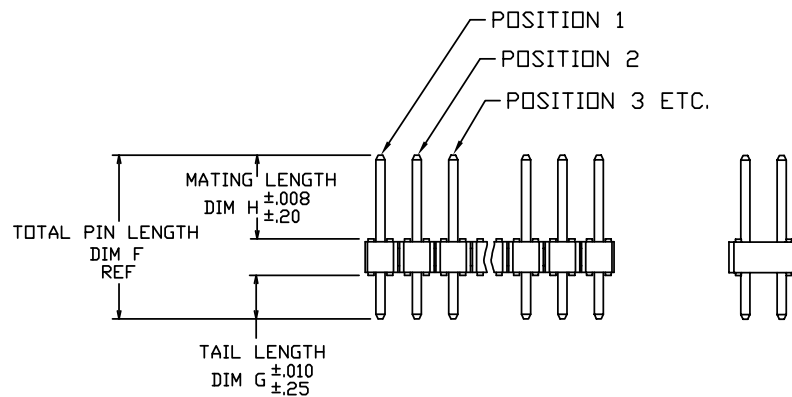
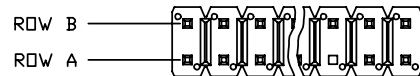
1. FOR PRODUCT GEOMETRY AND GENERAL INFORMATION SEE DRAWINGS 93197 AND 93196.
- ② THIS PART IS CUSTOMER REQUESTED WITH RETENTION ON ALL POSITIONS.
- ③ ADD "HLF" SUFFIX AT THE END OF PART NUMBER FOR LEAD FREE OPTION.
- ④ THESE PRODUCTS MEET EUROPEAN UNION DIRECTIVES AND OTHER COUNTRY REGULATION AS DESCRIBED IN GS-22-008.
5. PART NUMBERS WITH "H" SUFFIX WILL WITHSTAND EXPOSURE TO 260°C PEAK TEMPERATURE FOR 20 SECONDS IN WAVE SOLDER, INFRA-RED OR VAPOR PHASE SOLDER PROCESS.

PART NUMBERS WITHOUT "H" SUFFIX WILL WITHSTAND EXPOSURE TO 260°C PEAK TEMPERATURE FOR WAVE SOLDER PROCESS.




BODY MATERIAL:

BERGSTIK: MANUFACTURER'S OPTION OF NYLON, PCT GLASS FIBER REINFORCED, FLAME RETARDENT PER UL-94V-0.
COLOR : BLACK OR
MINERAL FILLED LCP, FLAME RETARDENT PER UL-94V-0.
COLOR BLACK.

- ⑥ PLATING OPTIONS:
PERFORMANCE PLATING WILL BE EITHER GOLD OR GXT ON POST OR TAIL, OPTIONALLY (78~295u"/2~7.5u") TIN ON TAIL.
- ⑦ "THIS PRODUCT HAS 100% TIN PLATING IN THE INTERFACE AND HAS NOT BEEN TESTED FOR WHISKER GROWTH IN ALL INTERCONNECT ENVIRONMENTS."



rev	ecn no	dr	date
BR	V21909	MRA	06/24/03
BS	V04-0163	HTB	2/16/04
BT	M05-0175	ERE	7/28/05
BU	M06-0269	MNR	7/17/06
BV	M06-0346	MHT	9/04/06
BW	M08-0291	MHT	10/06/08
BX	N11-0118	J.Z	2011-04-13

www.fciconnect.com			surface 6.4 ISO 1302		tolerance std ISO 406 ISO 1101		projection 		INCH/MM 		
			TOLERANCES UNLESS OTHERWISE SPECIFIED								
Dr	T.BREWBAKER	12/28/94	ANGULAR		LINEAR	0.X	±0.3	size A4	Scale 1.000		
Eng	T. HANNA	12/28/94				0.XX	±0.15				
Chr	T. HANNA	12/28/94	0° ±2°			0.XXX	±0.05				
Appr	T. HANNA	12/28/94	Product family				BERGSTIK		Spec ref		
		title				BERGSTIK® II HDR, D/R				Rev.	
						.100 POL. SELF-RET				BX	
		catalog no				dwg no				69197	
						CUSTOMER				sheet 1 of 4	

1

2

3

4

PRODUCT NUMBER	SIZE	TOTAL PIN LENGTH		TAIL LENGTH		MATING LENGTH		WIRE CODE	POLARIZED POSITIONS	PACKAGING	NOTES	LEAD FREE WIRE CODE	LEAD FREE OPTION
		DIM F	DIM F	DIM G	DIM G	DIM H	DIM H						
		ENGLISH	METRIC	ENGLISH	METRIC	ENGLISH	METRIC						
69197-001	2x10	0.450	11.43	0.120	3.05	0.230	5.84	2	A-3	POLY BAGS	-	2	NOTE 3, 4
69197-002	2x10	0.450	11.43	0.120	3.05	0.230	5.84	2	A-7	POLY BAGS/TUBES	-	2	
69197-003	2x17	0.450	11.43	0.120	3.05	0.230	5.84	2	A-3	POLY BAGS/TUBES	-	2	
69197-004	2x17	0.450	11.43	0.120	3.05	0.230	5.84	2	A-8	POLY BAGS/TUBES	-	2	
69197-005	2x20	0.450	11.43	0.120	3.05	0.230	5.84	2	A-11	POLY BAGS/TUBES	-	2	
69197-006	2x25	0.450	11.43	0.120	3.05	0.230	5.84	2	A-8	POLY BAGS	-	2	
69197-007	2x25	0.450	11.43	0.120	3.05	0.230	5.84	2	A-10	POLY BAGS	-	2	
69197-008	2x25	0.450	11.43	0.120	3.05	0.230	5.84	2	A-15	POLY BAGS	-	2	
69197-009	2x15	0.450	11.43	0.120	3.05	0.230	5.84	1	A-3	POLY BAGS	-	1	
69197-010	2x20	0.450	11.43	0.120	3.05	0.230	5.84	2	A-1	POLY BAGS	-	2	
69197-011	2x25	0.450	11.43	0.120	3.05	0.230	5.84	2	A-22 B-17	POLY BAGS	-	2	NOTE 3, 4
69197-012	2x17	0.505	12.83	0.120	3.05	0.285	7.24	4	A-8,9,10,14 B-8,9,10,14	POLY BAGS	-	4LF	
69197-013	2x7	0.450	11.43	0.120	3.05	0.230	5.84	2	A-1	POLY BAGS	-	2	
69197-014	2x13	0.450	11.43	0.120	3.05	0.230	5.84	2	A-5	POLY BAGS	-	2	
69197-015	2x13	0.450	11.43	0.120	3.05	0.230	5.84	1	A-4 B-7	POLY BAGS	-	1	
69197-016	2x30	0.450	11.43	0.120	3.05	0.230	5.84	1	A-5	POLY BAGS	-	1	
69197-017	2x9	0.450	11.43	0.120	3.05	0.230	5.84	1	A-3 B-4	POLY BAGS	-	1	
69197-018	2x13	0.450	11.43	0.120	3.05	0.230	5.84	2	A-2	POLY BAGS	-	2	
69197-019	2x13	0.450	11.43	0.120	3.05	0.230	5.84	2	A-12	POLY BAGS	-	2	
69197-020	2x12	0.450	11.43	0.120	3.05	0.230	5.84	2	A-9	POLY BAGS	-	2	
69197-021	2x8	0.450	11.43	0.120	3.05	0.230	5.84	2	A-4 A-5 B-5	POLY BAGS	-	2	
69197-022	2x6	0.450	11.43	0.120	3.05	0.230	5.84	1	A-1 B-5	POLY BAGS	-	1	
69197-023	2x17	0.450	11.43	0.120	3.05	0.230	5.84	1	A-3	POLY BAGS	-	1	
69197-024	2x20	0.450	11.43	0.120	3.05	0.230	5.84	1	A-11	POLY BAGS	-	1	
69197-025	2x13	0.450	11.43	0.120	3.05	0.230	5.84	1	A-13	POLY BAGS	-	1	
69197-026	2x8	0.450	11.43	0.120	3.05	0.230	5.84	1	A-6 B-1	POLY BAGS	-	1	
69197-027	2x3	0.720	18.29	0.120	3.05	0.500	12.70	1	A-2, 3 B-2, 3	POLY BAGS	-	1	

REV F - 2006-04-17

1



2

PDM: Rev:BX

STATUS Released 4 Printed: Apr 20, 2011

Copyright FCI.

D

www.fciconnect.com			surface <input checked="" type="checkbox"/> ISO 1302		tolerance std <input checked="" type="checkbox"/> ISO 406 ISO 1101		projection 		INCH/MM	
			TOLERANCES UNLESS OTHERWISE SPECIFIED							
Dr	T.BREWBAKER	12/28/94	ANGULAR	LINEAR	0.X	±0.3	size A4	Scale 1.000		
Eng	T. HANNA	12/28/94			0.XX	±0.15				
Chr	T. HANNA	12/28/94			0.XXX	±0.05				
Appr	T. HANNA	12/28/94	Product family BERGSTIK				Spec ref			
			title BERGSTIK® II HDR. D/R .100 POL. SELF-RET				dwg no 69197		Rev. BX	
			catalog no				CUSTOMER		sheet 2 of 4	

1

2

3

4

A

B

C

Copyright FCI.

D

A

B

C

D

PRODUCT NUMBER	SIZE	TOTAL PIN LENGTH		TAIL LENGTH		MATING LENGTH		WIRE	POLARIZED	PACKAGING	NOTES	LEAD FREE WIRE CODE	LEAD FREE WIRE CODE
		DIM F	DIM F	DIM G	DIM G	DIM H	DIM H						
		ENGLISH	METRIC	ENGLISH	METRIC	ENGLISH	METRIC	CODE	POSITIONS				
69197-028	2x4	0.450	11.43	0.120	3.05	0.230	5.84	2	B-3	POLY BAGS	-	2	NOTE 3, 4
69197-029H	2x4	0.450	11.43	0.120	3.05	0.230	5.84	2	B-2	POLY BAGS	-	2	
69197-030H	2x13	0.450	11.43	0.120	3.05	0.230	5.84	2	B-1	POLY BAGS	-	2	
69197-031H	2x3	0.450	11.43	0.120	3.05	0.230	5.84	2	A-2	POLY BAGS	-	2	
69197-032	2x20	0.460	11.68	0.120	3.05	0.240	6.10	2	A-11	POLY BAGS	NOTE 2	2	
69197-033H	2X10	0.450	11.43	0.120	3.05	0.230	5.84	2	A-1	POLY BAGS	-	2	
69197-034H	2x15	0.450	11.43	0.120	3.05	0.230	5.84	2	B-1	POLY BAGS	-	2	
69197-035H	2x8	0.450	11.43	0.120	3.05	0.230	5.84	2	B-7	POLY BAGS	-	2	
69197-036H	2x14	0.450	11.43	0.120	3.05	0.230	5.84	1	A-5&10 B-5&10	POLY BAGS	-	1	
69197-037H	2x13	0.450	11.43	0.120	3.05	0.230	5.84	2	A-7	POLY BAGS	-	2	
69197-038H	2x15	0.450	11.43	0.120	3.05	0.230	5.84	2	A-14	POLY BAGS	-	2	NOTE 3, 4
69197-039H	2x17	0.450	11.43	0.120	3.05	0.230	5.84	2	A-12	POLY BAGS	-	2	
69197-040H	2x20	0.450	11.43	0.120	3.05	0.230	5.84	1	B-3	POLY BAGS	-	1	
69197-041H	2x5	0.450	11.43	0.120	3.05	0.230	5.84	2	B-5	POLY BAGS	-	2	
69197-042H	2x5	0.450	11.43	0.120	3.05	0.230	5.84	2	A-4 B-2	POLY BAGS	-	2	
69197-043H	2x5	0.450	11.43	0.120	3.05	0.230	5.84	4	A-3&4 B-3&4	POLY BAGS	-	4LF	
69197-044H	2x17	0.450	11.43	0.120	3.05	0.230	5.84	2	A-2	POLY BAGS	-	2	
69197-045H	2x13	0.425	10.80	0.120	3.05	0.205	5.21	4	B-1	POLY BAGS	-	4	
69197-046H	2x5	0.450	11.43	0.120	3.05	0.230	5.84	2	B-3	POLY BAGS	-	2	
69197-047H	2x7	0.450	11.43	0.120	3.05	0.230	5.84	2	B-2	POLY BAGS	-	2	
69197-048H	2x6	0.450	11.43	0.120	3.05	0.230	5.84	2	B-4	POLY BAGS	-	2	
69197-049H	2x22	0.450	11.43	0.120	3.05	0.230	5.84	1	A-2,3,5,6,8,9,11,12,14,15,17,18,20,21 B-2,3,5,6,8,9,11,12,14,15,17,18,20,21	POLY BAGS	-	1	
69197-050H	2x14	0.425	10.80	0.120	3.05	0.205	5.21	4	B-14	POLY BAGS	-	4LF	
69197-051H	2x7	0.450	11.43	0.120	3.05	0.230	5.84	2	B-4	POLY BAGS	-	2	
69197-052H	2x7	0.450	11.43	0.120	3.05	0.230	5.84	2	B-3	POLY BAGS	-	2	
69197-053H	2x7	0.450	11.43	0.120	3.05	0.230	5.84	2	A-1	POLY BAGS	-	2	
69197-054H	2x9	0.450	11.43	0.120	3.05	0.230	5.84	2	A-3 & B-4	POLY BAGS	-	2	

www.fciconnect.com			surface <input checked="" type="checkbox"/> ISO 1302		tolerance std <input checked="" type="checkbox"/> ISO 406 ISO 1101		projection		INCH/MM		
			TOLERANCES UNLESS OTHERWISE SPECIFIED								
Dr	T.BREWBAKER	12/28/94	ANGULAR	LINEAR	0.X	±0.3	size	A4	Scale	1.000	
Eng	T. HANNA	12/28/94			0.XX	±0.15					
Chr	T. HANNA	12/28/94			0.XXX	±0.05					
Appr	T. HANNA	12/28/94	Product family				BERGSTIK		Spec ref		
			title				BERGSTIK® II HDR. D/R		dwg no		Rev.
			catalog no				.100 POL. SELF-RET		69197		
							CUSTOMER		sheet 3 of 4		

1

2

PDM: Rev:BX

STATUS Released 4 Printed: Apr 20, 2011

1




2

3

4

PRODUCT NUMBER		TOTAL PIN LENGTH		TAIL LENGTH		MATING LENGTH						LEAD FREE WIRE CODE	LEAD FREE OPTION
	SIZE	DIM F	DIM F	DIM G	DIM G	DIM H	DIM H	WIRE	POLARIZED POSITIONS	PACKAGING	NOTES		
		ENGLISH	METRIC	ENGLISH	METRIC	ENGLISH	METRIC	CODE					
69197-055H	2x20	0.450	11.43	0.120	3.05	0.230	5.84	2	A-13,A-14,B-14	POLY BAGS	-	2	NOTE 3, 4 ↑ ↓
69197-056H	2x7	0.415	10.54	0.085	2.16	0.230	5.84	1	A-5	POLY BAGS	-	1	
69197-057H	2x20	0.780	19.81	0.120	3.05	0.560	14.22	1	A-4,5,6,15,16,17,B-4,5,6,15,16,17	POLY BAGS	-	1	
69197-058H	2x17	0.470	11.94	0.120	3.05	0.250	6.35	4	A-2,4,6, B-2,4,6	POLY BAGS	NOTE 2	4LF	
69197-059H	2x7	0.676	17.17	0.125	3.18	0.451	11.46	2	A & B - 2,3,5,6	POLY BAGS	-	2	
69197-060H	2x9	0.450	11.43	0.120	3.05	0.230	5.84	2	B-7	POLY BAGS	-	2	
69197-061H	2x8	0.425	10.79	0.095	7.41	0.230	5.84	2	B-5, B-7	POLY BAGS	-	2	
69197-062H	2x20	0.630	16.00	0.125	3.18	0.407	10.84	1	A-2,3,5,6,7,14,15,16,18,19 B-2,3,5,6,7,14,15,16,18,19	POLY BAGS	-	1	
69197-063H	2x5	0.450	11.43	0.120	3.05	0.230	5.84	2	B-1	POLY BAGS	-	2	
69197-064H	2x5	0.450	11.43	0.120	3.05	0.230	5.84	2	A-5	POLY BAGS	-	2	
69197-065H	2x5	0.450	11.43	0.120	3.05	0.230	5.84	2	B-4	POLY BAGS	-	2	NOTE 3, 4

PIN PLATING CODES	
1	30u"/0.76u MIN (SEE NOTE 6) OVER 50u"/1.27u MIN Ni
2	15u"/0.38u MIN (SEE NOTE 6) OVER 50u"/1.27u MIN Ni
4	100u"/2.54u MIN Sn OVER 50u"/1.27u MIN Ni (SEE NOTE 7)
4HLF	

www.fciconnect.com			surface ISO 1302 ✓		tolerance std ISO 406 ISO 1101				INCH/MM 	
			TOLERANCES UNLESS		OTHERWISE SPECIFIED					
Dr	T.BREWBAKER	12/28/94	ANGULAR		LINEAR		0.X		±0.3	
Eng	T. HANNA	12/28/94					0.XX		±0.15	
Chr	T. HANNA	12/28/94					0.XXX		±0.05	
Appr	T. HANNA	12/28/94	Product family		BERGSTIK		ECN		N11-0118	
			Spec ref							
			title			BERGSTIK® II HDR. D/R .100 PDL. SELF-RET			dwg no	
			catalog no						69197	
						CUSTOMER			Rev	
									BX	
						sheet 4 of 4				

1

2



D

Mouser Electronics

Authorized Distributor

Click to View Pricing, Inventory, Delivery & Lifecycle Information:

[FCI / Amphenol:](#)

[69197-057H](#) [69197-057HLF](#) [69197-062HLF](#)