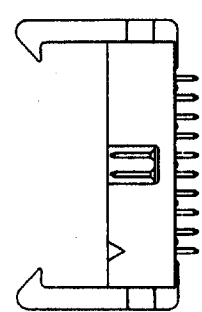
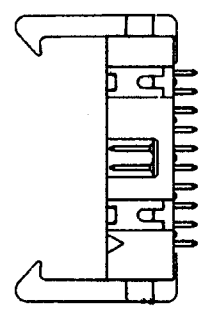
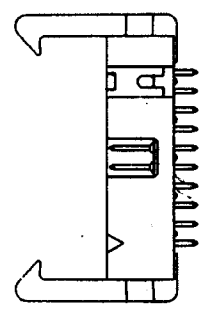
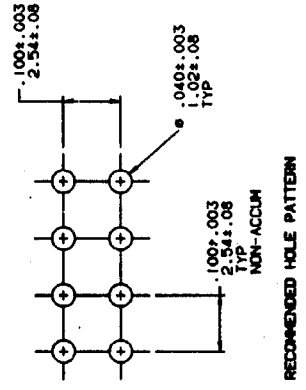


REVISIONS			
REV	DESCRIPTION	BY	DATE
A	RELEASED EC V22161 REDIM	MSC	6/2/92
B	Nob-0131	Long	5/22/06

[illegible]

REV		DESCRIPTION		BY		DATE	
B							



1. HOLDING MAT'L: 30% GLASS FILLED POLYESTER, FLAME RETARDANT PER UL 94V-0, COLOR - BLUE.
2. TERMINAL MAT'L: PHOSPHOR BRONZE.
3. LATCH MAT'L: NYLON
4. 1" MAX DRAFT ALLOWABLE.
5. 15 LBS/6.8 KG MAX INSERTION FORCE AND 5 LBS/2.3 KG MIN RETENTION FORCE WHEN USED WITH .062/1.57 THICK CIRCUIT BOARD AND RECOMMENDED HOLE PATTERN - (-2XX AND -3XX PARTS ONLY).
6. ADD 'LF' SUFFIX AT THE END OF PART NUMBER FOR LEAD FREE OPTION.
7. IF 'LF' P/N THE PRODUCT MEETS EUROPEAN UNION DIRECTIVES AND OTHER COUNTRY REGULATION AS DESCRIBED IN GS-22-008.
8. THE HOUSING WILL WITHSTAND EXPOSURE TO 260° PEAK TEMPERATURE FOR 15 SECONDS IN A WAVE SOLDER PROCESS.

CUSTOMER		CODE IDENT		DATE	
FCI		22534		6/2/92	
www.fciconnect.com		M. GLOUSER		6/2/92	
TITLE		ON M. SMTK		6/2/92	
HEADER ASS'Y, SIM LINE.		END M. SMTK		6/2/92	
4 WALL, END LATCH		APPRO		6/2/92	
WALL SIZE		8/1 D		68751	
SHEET		2		SHEET 2	

PRODUCT NO	SIZE	STYLE	DIM A	DIM B	DIM C	REVISIONS			
						REV	DESCRIPTION	BY	DATE
68751-X10	2 X 5	A	.78/19.81	.72/18.29	.400/10.16	B			
-X14	2 X 7	C	.98/24.89	.92/23.37	.600/15.24				
-X16	2 X 8	D	1.08/27.43	1.02/25.91	.700/17.78				
-X20	2 X 10		1.28/32.51	1.22/30.99	.900/22.86				
-X24	2 X 12		1.48/37.59	1.42/36.07	1.100/27.94				
-X26	2 X 13		1.58/40.13	1.52/38.61	1.200/30.48				
-X30	2 X 15		1.78/45.21	1.72/43.69	1.400/35.56				
-X34	2 X 17		1.98/50.29	1.92/48.77	1.600/40.64				
-X40	2 X 20		2.28/57.91	2.22/56.39	1.900/48.26				
-X44	2 X 22		2.48/63.00	2.42/61.47	2.100/53.34				
-X50	2 X 25		2.78/70.61	2.72/69.09	2.400/60.96				
68751-X60	2 X 30	D	3.28/83.31	3.22/81.79	2.900/73.66				

DASH	TERMINAL PLATING	PIN SHAPE	DIM D
-0XX	30μ"/.76μ Au / 50μ"/1.27μ Ni	RD	.105/2.67
-1XX	30μ"/.76μ GXT GOLD FLASH / 50μ"/1.27μ Ni	RD	.105/2.67
-2XX	30μ"/.76μ Au / 50μ"/1.27μ Ni	SD	.120/3.05
-3XX	30μ"/.76μ GXT GOLD FLASH / 50μ"/1.27μ Ni	SD	.120/3.05

SHEET INDEX		TITLE		CUST. NO.		CUSTOMER COPY		CODE IDENT		DATE		FCJ		www.fcjconnect.com	
1		1		1		1		22526		6/2/92					
MODEL		DO NOT SCALE DRAWING		TOLERANCE UNLESS OTHERWISE NOTED		DIN/IN		MATERIAL		DR		DATE		TITLE	
				.001/.01/.01/.3		.001/.01/.01/.3		7/10/91		M. CLOUSER		6/2/92		HEADER ASS'Y, SLIM LINE, 4 WALL, END LATCH	
TABULATION SHEETS REQUIRED		YES		LINEAR		.001/.001/.001/.001		7/10/91		M. SHYK		6/2/92		SCALE SIZE DWS NO CAD	
NO		INCH		ANGLES 0°-90°		.001/.001/.001/.001		7/10/91		M. SHYK		6/2/92		8/1 D 68751 SHEET 3	

NOTE: This drawing is the property of and contains proprietary designs of the FCJ Company. No part of the design shown on this print may be used in any way without the written consent of FCJ ELECTRONICS, Inc. Eastford, CT.

Mouser Electronics

Authorized Distributor

Click to View Pricing, Inventory, Delivery & Lifecycle Information:

[FCI / Amphenol:](#)

[68751-016LF](#) [68751-020LF](#) [68751-250LF](#) [68751-310LF](#) [68751-314LF](#)