



Terminals & Splices > Splices



Splice Type: **Butt Splice**
Wire Size: **1.25 – 2 mm²**
Sealable: **No**
Splice Features: **Serrated**

Features

Product Type Features

Splice Accessory Type	Splice
Splice Type	Butt Splice
Sealable	No
Compatible With Discrete Wire Type	Solid, Stranded
Wire Insulation Support Retention Type	Non-Insulation Support

Configuration Features

Compatible With Wire & Cable Type	Discrete Wire
-----------------------------------	---------------

Body Features

Product Weight	.884 g
Splice Features	Serrated

Contact Features

	100 µin
Terminal Plating Material	Tin
Contact Base Material	Copper



Barrel Type	Closed
-------------	--------

Mechanical Attachment

Wire Insulation Support	Without
-------------------------	---------

Dimensions

Outside Diameter	4.19 mm[.165 in]
Wire Size	2050 – 5180 CMA
Barrel Inside Diameter	2.16 mm[.085 in]
Terminal Material Thickness	.84 mm[.033 in]
Product Length	15.01 mm[.591 in]

Usage Conditions

Insulation Option	Uninsulated
Operating Temperature Range	170 °C[338 °F]

Operation/Application

Compatible With Wire Base Material	Copper
------------------------------------	--------

Industry Standards

Government Qualified Splice	No
-----------------------------	----

Packaging Features

Packaging Quantity	1000
Packaging Method	Loose Piece

Product Compliance

For compliance documentation, visit the product page on [TE.com](#)>


EU RoHS Directive 2011/65/EU	Compliant
EU ELV Directive 2000/53/EC	Compliant
China RoHS 2 Directive MIIT Order No 32, 2016	No Restricted Materials Above Threshold
EU REACH Regulation (EC) No. 1907/2006	Current ECHA Candidate List: JUNE 2024 (241) Candidate List Declared Against: JUNE 2024 (241) Does not contain REACH SVHC
Halogen Content	Low Halogen - Br, Cl, F, I < 900 ppm per homogenous material. Also BFR/CFR/PVC Free
Solder Process Capability	Not applicable for solder process capability




Product Compliance Disclaimer

This information is provided based on reasonable inquiry of our suppliers and represents our current actual knowledge based on the information they provided. This information is subject to change. The part numbers that TE has identified as EU RoHS compliant have a maximum concentration of 0.1% by weight in homogenous materials for lead, hexavalent chromium, mercury, PBB, PBDE, DBP, BBP, DEHP, DIBP, and 0.01% for cadmium, or qualify for an exemption to these limits as defined in the Annexes of Directive 2011/65/EU (RoHS2). Finished electrical and electronic equipment products will be CE marked as required by Directive 2011/65/EU. Components may not be CE marked. Additionally, the part numbers that TE has identified as EU ELV compliant have a maximum concentration of 0.1% by weight in homogenous materials for lead, hexavalent chromium, and mercury, and 0.01% for cadmium, or qualify for an exemption to these limits as defined in the Annexes of Directive 2000/53/EC (ELV). Regarding the REACH Regulation, the information TE provides on SVHC in articles for this part number is based on the latest European Chemicals Agency (ECHA) ‘Guidance on requirements for substances in articles’ posted at this URL: <https://echa.europa.eu/guidance-documents/guidance-on-reach>


Compatible Parts




TE Part # 58545-1
SOLISTRAND 10-22 DIE ASSY




TE Part # 49935
DAHT SOLIS 22-10 ASSY



TE Part # 58546-1
PC 22-10 SOLISSPICE SPL I SHT



TE Part # 58545-3
SDE DIE ASSY. 22-10 SOLISTRAND



TE Part # 58545-4
SOLISTRAND 10-22 DIE ASSY.

Customers Also Bought



TE Part #89-01KA-4R
1000 PSIA 316L MV RIBBON
PRESSURE SENSOR



TE Part #321198
SPLICE,SOLIS BUTT 26-22



TE Part #T2020001025-000
CDM-2.5



TE Part #534206-8
16 MODII VRT DR CE 100/115



TE Part #GA10K4A11A

DISCRETE 10K OHMS, +/-0.1C FROM 0C TO 70C

TE Part #155880-000

CWT-11

TE Part #4-1437287-6

MERTEC 24 W PLUG 130025602402

Documents

Product Drawings

SPLICE,SOLIS BUTT STRAP 16-14

English

CAD Files

3D PDF

3D

Customer View Model

ENG_CVM_CVM_322459_F.2d_dxf.zip

English

Customer View Model

ENG_CVM_CVM_322459_F.3d_igs.zip

English

Customer View Model

ENG_CVM_CVM_322459_F.3d_stp.zip

English

By downloading the CAD file I accept and agree to the Terms and Conditions of use.

Agency Approvals

UL Report

English