POS.A PART-NO.: 15494581

SCALE/MASSSTAB 2:1

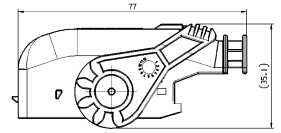

POS.B PART-NO.: 15494586

SCALE/MASSSTAB 2:1

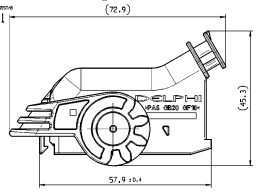

POS.C PART-NO.: 15494583

SCALE/MASSSTAB 2:1

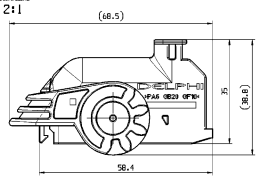

POS.D PART-NO.: 15498406

SCALE/MASSSTAB 2:1

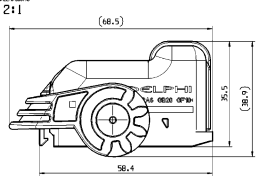

POS.	TITLE BENENNUNG	PART-NO.:	PART-REV	DATE DATUM	NACHAL	CUSTOMER-NO.: KUNDENNUMMER	MATERIAL WERKSTOFF	RAL	NOTES BEMERKUNG
A	COVER A AND LEVER A	15494581	01	12AU04	1	---	---	---	CONDITION OF DELIVERY POS. 1+2 ASSEMBLED
	DECKEL A UND BUEGEL A								LIEFERZUSTAND POS. 1+2 MONTIERT
1	COVER A	15494583	---	---	1	---	PA6 GB20GF10 BK	9005	ONLY ASSEMBLED PARTS AVAILABLE
	DECKEL A								NUR MONTIERT LIEFERBAR
2	LEVER A	15494559	---	---	1	---	PA6 GB20GF10 GY	7001	ONLY ASSEMBLED PARTS AVAILABLE
	BUEGEL A								NUR MONTIERT LIEFERBAR
② B	COVER B AND LEVER B	15494586	01	05JL05	1	---	---	---	CONDITION OF DELIVERY POS. 3+4 ASSEMBLED
	DECKEL B UND BUEGEL B								LIEFERZUSTAND POS. 3+4 MONTIERT
3	COVER B	15494587	---	---	1	---	PA6 GB20GF10 BK	9005	ONLY ASSEMBLED PARTS AVAILABLE
	DECKEL B								NUR MONTIERT LIEFERBAR
4	LEVER B	15494581	---	---	1	---	PA6 GB20GF10 GY	7001	ONLY ASSEMBLED PARTS AVAILABLE
	BUEGEL B								NUR MONTIERT LIEFERBAR
③ C	COVER C AND LEVER B	15494583	01	23JN06	1	---	---	---	CONDITION OF DELIVERY POS. 5+4 ASSEMBLED
	DECKEL C UND BUEGEL B								LIEFERZUSTAND POS. 5+4 MONTIERT
5	COVER C	15494585	---	---	1	---	PA6 GB20GF10 BK	9005	ONLY ASSEMBLED PARTS AVAILABLE
	DECKEL C								NUR MONTIERT LIEFERBAR
4	LEVER B	15494581	---	---	1	---	PA6 GB20GF10 GY	7001	ONLY ASSEMBLED PARTS AVAILABLE
	BUEGEL B								NUR MONTIERT LIEFERBAR
③ D	COVER D AND LEVER B	15498406	01	23JN06	1	---	---	---	CONDITION OF DELIVERY POS. 6+4 ASSEMBLED
	DECKEL D UND BUEGEL B								LIEFERZUSTAND POS. 6+4 MONTIERT
	COVER D								ONLY ASSEMBLED PARTS AVAILABLE
6	DECKEL D	15494584	---	---	1	---	PA6 GB20GF10 BK	9005	NUR MONTIERT LIEFERBAR
4	LEVER B	15494581	---	---	1	---	PA6 GB20GF10 GY	7001	ONLY ASSEMBLED PARTS AVAILABLE
	BUEGEL B								NUR MONTIERT LIEFERBAR

ZONE	DWG STATUS REV NUMBER		REVISION HISTORY	DATE	NAME	CHECK	STDWK
	01		INITIAL RELEASE				
			FOR DWG	12AU04	T.SMIE	STDR.	W.SKR.
08/11	02	-	ADDED BUGEL A + DEKEL A WKZ	05JL05	K.PIT.	STDR.	W.SKR.
			ADDED BUGEL B + DEKEL B WKZ				
08/11	03	-	ADDED BUGEL C + DEKEL C WKZ				
			ADDED BUGEL D + DEKEL D WKZ				
08/11		-	CHANGE BUGEL A + DEKEL A WKZ	23JN06	M.SZO	STDR.	W.SKR.
			CHANGE BUGEL B + DEKEL B WKZ				

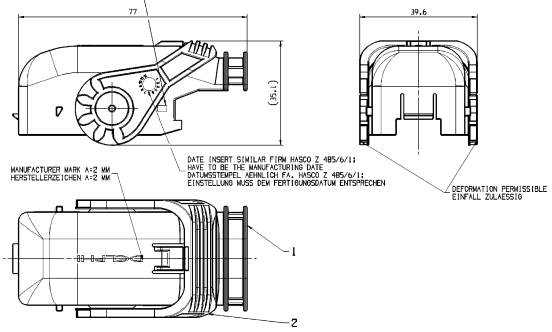

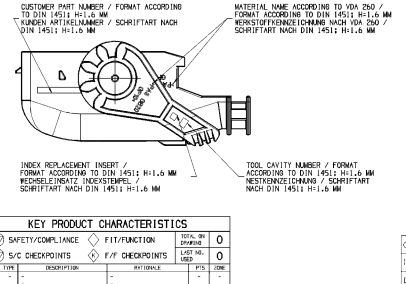

REMARKS:

- IN CASE OF PART MODIFICATION CHECK ASSEMBLY TOOLS AND TEST EQUIPMENT AT THE CUSTOMER AND THE SUPPLIER
- MARK PLASTIC PARTS PER VDA 260
- LETTERS AND ENGRAVINGS 0.2 MM RAISED
- MATING PARTS: CONNECTOR SB MAY DWG-NO.: 15494597

BEMERKUNGEN:

- BEI ARTIKELAENDERUNG AUF MONTAGE UND PRUEFEQUIPMENT BEIM KUNDEN SOWIE BEIM LIEFERANTEN ACHTEN
- KUNSTSTOFFTEILE NACH VDA 260
- SCHRIFTEN UND GRAVUREN 0.2 MM ERHABEN
- PASSENDE GEGENSTUECKE: CONNECTOR SB POL. DWG-NO.: 15494597

KEY PRODUCT CHARACTERISTICS

SAFETY/COMPLIANCE	FIT/FUNCTION	TOTAL QN DRAWING	0
S/C CHECKPOINTS	F/T CHECKPOINTS	LAST NO. USED	0

NO. & TYPE	DESCRIPTION	RATIONALE	PTS	ZONE
- -	-	-	-	-
- -	-	-	-	-

DIM TO CHECK PRUEFMASSE

DIM FOR HELP HILFSMASSE

THEORETIC DIM THEORE. MASSE

DIMENSIONAL RANGE (MM)

FROM	0 TO 20	> 20 TO 30	> 30 TO 50	> 50 TO 120	> 120 TO 150	> 150 TO 200	> 200 TO 250	> 250 TO 300	> 300 TO 400

TOLERANCE UNLESS OTHERWISE SPECIFIED

ALGEMEINTOLERANZEN

±0.05 | ±0.2 | ±0.3 | ±0.4 | ±0.5 | ±0.6 | ±0.8 | ±1.0 | ±1.2

ANGLE: ±0.5 DEGREES ± 2'

WINKELTOLERANZ: ± 2°

±0.2 MAX

±0.1 MAX

DELPHI	DWG STATUS: RELEASED	DATE	NAME
	DRAWN BY:	12AU04	T.SMIE
	CHANGED BY:	12AU04	STDR.
	DESIGN OWNER:	12AU04	W.SKR.
D - 42119 WUPPERTAL	DWG-NO.:		

VALUE / WERT 12.6/17.1

MATERIAL WERKSTOFF: SEE CHART / SIEHE TABELLE

TITLE/BENENNUNG

COVER AND LEVER
FOR CONNECTOR SB MAY
DECKEL UND BUEGEL
FUER CONNECTOR SB POL.

PROJECTION

DPA14140-NO.: 15494582

PAGE - FROM 01 - 01

KZUS

SCALE/MASSSTAB 2:1

REPLACEMENT FOR/ERSETZT FUER

DIMENSIONS, MILLIMETERS/MASS, MILLIMETER

FORMAT A1

SCALE/MASSSTAB 1:1

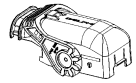

COPYING OF THIS DOCUMENT, AND GIVING IT TO OTHERS, AND THE USE OR COMMUNICATION OF THE CONTENTS THEREOF, ARE FORBIDDEN WITHOUT EXPRESS AUTHORITY. OFFENDERS ARE LIABLE TO THE PAYMENT OF DAMAGES. ALL RIGHTS ARE RESERVED IN THE EVENT OF THE GRANT OF A PATENT OR THE REGISTRATION OF A UTILITY MODEL OR DESIGN.
WITHOUT EXPRESS AUTHORITY FROM DELPHI, THIS DOCUMENT MAY NOT BE REPRODUCED OR MADE AVAILABLE TO THIRD PARTIES, NOR MAY ITS CONTENTS BE MADE KNOWN TO THIRD PARTIES.
THIS DOCUMENT MAY ONLY BE USED FOR THE PURPOSE FOR WHICH IT WAS SUPPLIED.

DELPHI