




Connectors > D-Shaped Connectors > D-Sub Connectors > PCB D-Sub Connectors > D-Sub Plug Assembly: Standard, Right Angle, 1.27mm



Connector & Housing Type: **Plug**
Connector System: **Cable-to-Board**
Number of Positions: **68**
Centerline (Pitch): **1.27 mm [.05 in]**
Number of Rows: **4**

[All D-Sub Plug Assembly: Standard, Right Angle, 1.27mm \(7\)](#)

Features

Product Type Features

Shell Material Configuration	Full Metal Shell
Connector & Housing Type	Plug
Connector System	Cable-to-Board
Connector & Contact Terminates To	Printed Circuit Board

Configuration Features

Number of Positions	68
Number of Rows	4
PCB Mount Orientation	Right Angle

Body Features

Shield Plating Material	Nickel over Copper
Shield Material	Zinc
Shell Plating Material	Nickel over Copper



Primary Product Color	Black
Connector Profile	Standard

Contact Features

Contact Options	Installed
	30 µin
Contact Mating Area Plating Material	Gold
PCB Contact Termination Area Plating Material	Tin over Nickel
Contact Base Material	Phosphor Bronze
Contact Shape & Form	Square

Termination Features

Rectangular Termination Post & Tail Thickness	.4 mm[.015 in]
Rectangular Termination Post & Tail Width	.45 mm[.017 in]
Termination Post & Tail Length	2.9 mm[.114 in]
Termination Method to PCB	Through Hole - Solder

Mechanical Attachment

Mating Alignment	Without
PCB Mount Alignment	Without
PCB Mount Retention	With
PCB Mount Retention Type	Boardlock
Mating Retention	Without
Connector Mounting Type	Board Mount

Housing Features

Shell Material	Zinc
Housing Material	PBT
Centerline (Pitch)	1.27 mm[.05 in]

Dimensions

Row-to-Row Spacing	2.54 mm[.1 in]
--------------------	----------------

Operation/Application

Shielded	Yes
Circuit Application	Signal

Industry Standards

UL Flammability Rating	UL 94V-0
------------------------	----------



Packaging Features

Packaging Quantity	4
Packaging Method	Tray

Product Compliance

For compliance documentation, visit the product page on TE.com>

EU RoHS Directive 2011/65/EU	Compliant
EU ELV Directive 2000/53/EC	Compliant
China RoHS 2 Directive MIIT Order No 32, 2016	No Restricted Materials Above Threshold
EU REACH Regulation (EC) No. 1907/2006	Current ECHA Candidate List: JUNE 2024 (241) Candidate List Declared Against: JUNE 2022 (224) Does not contain REACH SVHC
Halogen Content	Not Low Halogen - contains Br or Cl > 900 ppm.
Solder Process Capability	Wave solder capable to 265°C

Product Compliance Disclaimer

This information is provided based on reasonable inquiry of our suppliers and represents our current actual knowledge based on the information they provided. This information is subject to change. The part numbers that TE has identified as EU RoHS compliant have a maximum concentration of 0.1% by weight in homogenous materials for lead, hexavalent chromium, mercury, PBB, PBDE, DBP, BBP, DEHP, DIBP, and 0.01% for cadmium, or qualify for an exemption to these limits as defined in the Annexes of Directive 2011/65/EU (RoHS2). Finished electrical and electronic equipment products will be CE marked as required by Directive 2011/65/EU. Components may not be CE marked. Additionally, the part numbers that TE has identified as EU ELV compliant have a maximum concentration of 0.1% by weight in homogenous materials for lead, hexavalent chromium, and mercury, and 0.01% for cadmium, or qualify for an exemption to these limits as defined in the Annexes of Directive 2000/53/EC (ELV). Regarding the REACH Regulation, the information TE provides on SVHC in articles for this part number is based on the latest European Chemicals Agency (ECHA) 'Guidance on requirements for substances in articles' posted at this URL: <https://echa.europa.eu/guidance-documents/guidance-on-reach>


Compatible Parts



Also in the Series | **AMPLIMITE 0.50 Series**



Connector Backshells(31)



Connector Caps & Covers(21)



Connector Hardware(7)



IDC D-Sub Connectors(64)



Insertion & Extraction Tools(1)



PCB D-Sub Connectors(172)

Customers Also Bought




TE Part #9-2176070-5
3521 82K 1% 2W



TE Part #1-1630019-8
HSC200 3K3 5%



TE Part #2071567-1
ECK150HAAPA



TE Part #5-2176459-1
SMW 7W 12R 5% Taped



TE Part #1746136-1
SHIELD FINGER 1520 AU PL VERSION



TE Part #2329383-5
PB OFF/ON FC BLU M1 TERM. IP68



TE Part #8-2176378-5
RQ 0805 75R 0.1% 10PPM 5K RL

Documents

Product Drawings

68P S-MINI-MITE CAP HDR R-LEG

English

CAD Files

3D PDF

English

Customer View Model

ENG_CVM_2-5174341-5_A.2d_dxf.zip



English

Customer View Model

[ENG_CVM_2-5174341-5_A.3d_igs.zip](#)

English

Customer View Model

[ENG_CVM_2-5174341-5_A.3d_stp.zip](#)

English

By downloading the CAD file I accept and agree to the [Terms and Conditions](#) of use.

Product Specifications

[Product Specification](#)

English