




Connectors > PCB Connectors > Wire-to-Board Connectors > Wire-to-Board Connector Assemblies & Housings >
Receptacle and Tab Housing: 6.35 mm pitch, 600V



Connector Product Type: **Housing**

Connector & Housing Type: **Receptacle**

Connector System: **Wire-to-Board**

Number of Positions: **2**

Centerline (Pitch): **6.35 mm [.25 in]**

[All Receptacle and Tab Housing: 6.35 mm pitch, 600V \(27\)](#)

Features

Product Type Features

Connector Product Type	Housing
Connector & Housing Type	Receptacle
Connector System	Wire-to-Board
Sealable	No
Connector & Contact Terminates To	Wire & Cable

Configuration Features

Number of Positions	2
Number of Rows	1

Body Features

Primary Product Color	Black
-----------------------	-------

Termination Features

--	--



Termination Method to Wire & Cable	Crimp
------------------------------------	-------

Mechanical Attachment

Mating Retention	With
Connector Mounting Type	Cable Mount (Free-Hanging)

Housing Features

Centerline (Pitch)	6.35 mm [.25 in]
--------------------	------------------

Usage Conditions

Operating Temperature Range	-55 – 105 °C [-67 – 221 °F]
-----------------------------	-----------------------------

Operation/Application

Circuit Application	Power
---------------------	-------

Product Compliance

For compliance documentation, visit the product page on TE.com>

EU RoHS Directive 2011/65/EU	Compliant
EU ELV Directive 2000/53/EC	Compliant
China RoHS 2 Directive MIIT Order No 32, 2016	No Restricted Materials Above Threshold
EU REACH Regulation (EC) No. 1907/2006	Current ECHA Candidate List: JUNE 2024 (241) Candidate List Declared Against: JUNE 2024 (241) Does not contain REACH SVHC
Halogen Content	Not Low Halogen - contains Br or Cl > 900 ppm.
Solder Process Capability	Not applicable for solder process capability

Product Compliance Disclaimer

This information is provided based on reasonable inquiry of our suppliers and represents our current actual knowledge based on the information they provided. This information is subject to change. The part numbers that TE has identified as EU RoHS compliant have a maximum concentration of 0.1% by weight in homogenous materials for lead, hexavalent chromium, mercury, PBB, PBDE, DBP, BBP, DEHP, DIBP, and 0.01% for cadmium, or qualify for an exemption to these limits as defined in the Annexes of Directive 2011/65/EU (RoHS2). Finished electrical and electronic equipment products will be CE marked as required by Directive 2011/65/EU. Components may not be CE marked. Additionally, the part numbers that TE has identified as EU ELV compliant have a maximum concentration of 0.1% by weight in homogenous materials for lead, hexavalent chromium, and mercury, and 0.01% for cadmium, or qualify for an exemption to these limits as defined in the Annexes of Directive 2000/53/EC (ELV). Regarding the REACH Regulation, the information TE provides on SVHC in articles for this part number is based on the latest European Chemicals Agency (ECHA) ‘Guidance on requirements for substances in articles’ posted at this URL: <https://echa.europa.eu/guidance-documents/guidance-on-reach>

Compatible Parts






TE Part # CAT-D9934-A78B
Header Assembly: Wire-to-Board, 24A, Gold Plated



TE Part # CAT-D9934-A78A
Receptacle and Tab Housing: 6.35 mm pitch, 600V


Also in the Series | Dynamic 4000 Series



Connector Contacts(17)



Connector Hardware(2)




Insertion & Extraction Tools(1)



PCB Headers & Receptacles(20)



PCB Terminal Blocks(2)



Wire-to-Board Connector Assemblies & Housings(29)

Customers Also Bought



TE Part #1-179553-3
DYNAMIC D-3200 WTW TAB HSG 3P



TE Part #2-1318118-9
Receptacle and Tab Housing: 2.5 mm Pitch, 250V



TE Part #115607J001
V2-12.0-0-FSP-SM



TE Part #1-1747276-4
Receptacle and Tab Housing: 6.35 mm pitch, 600V



TE Part #7-2366515-6
DYNAMIC D1000 SLIM REC HSG 6P X KEY BL



TE Part #7-2366600-6
DYNAMIC D1000 SLIM TAB HSG 6P X KEY BL



TE Part #2314083-2
KIT, REC CONN W CON, RA MMC-PO-P-F90



Documents

Product Drawings

DYNAMIC D4200 REC HSG 2P/Y

English

CAD Files

3D PDF

3D

Customer View Model

ENG_CVM_CVM_2-1747276-2_A.2d_dxf.zip

English

Customer View Model

ENG_CVM_CVM_2-1747276-2_A.3d_igs.zip

English

Customer View Model

ENG_CVM_CVM_2-1747276-2_A.3d_stp.zip

English

By downloading the CAD file I accept and agree to the [Terms and Conditions](#) of use.

Product Specifications

Application Specification

English

Instruction Sheets

Instruction Sheet (U.S.)

English

Agency Approvals

TUV Certificate

English