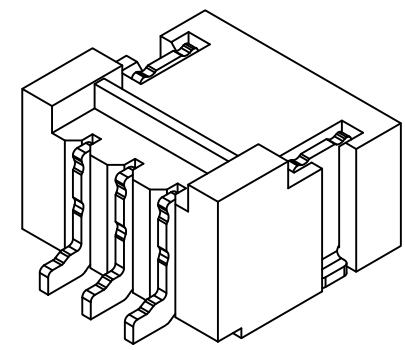
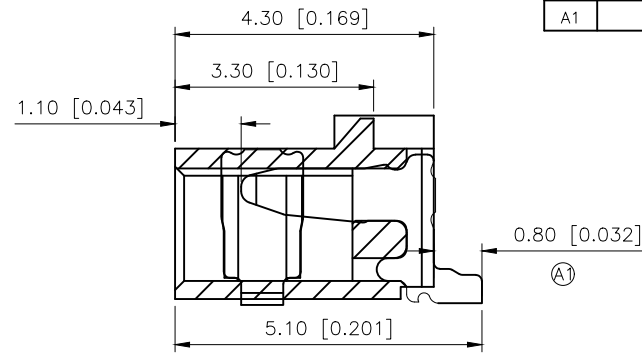
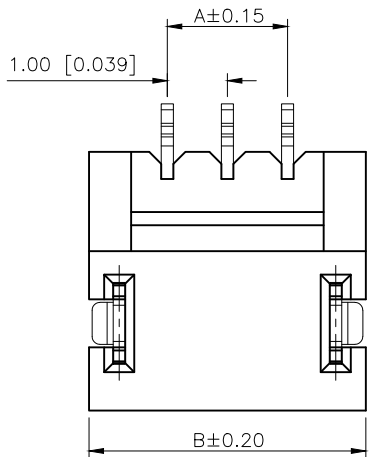
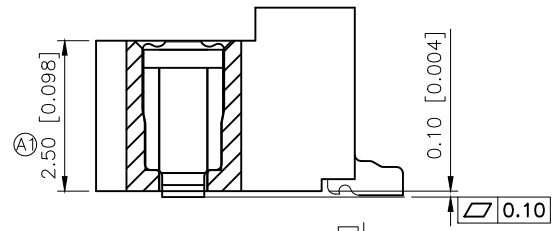
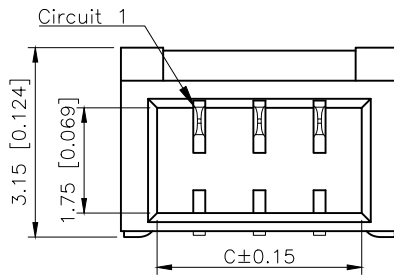


REVISIONS					
REV.	ECN NO.	LOCATION	DESCRIPTION	DATE	DESIGN
A0	N/A		INITIAL RELEASE	/	/
A1	N/A	(A) X2	产品尺寸及外观变更	2025.04.18	阿树



Specifications:  
 规格:  
 Voltage rating: 125V AC/DC  
 额定电压: 125V AC/DC  
 Current rating: 1A AC / DC  
 额定电流: 1A AC / DC  
 Withstanding voltage: 500V AC/minute  
 耐压电压: 500V AC/minute  
 Temperature range: -25°C~+85°C  
 温度范围: -25°C~+85°C  
 Insulation resistance: ≥100MΩ  
 绝缘电阻: ≥100MΩ  
 Contact resistance: ≤20mΩ  
 接触电阻: ≤20mΩ  
 After environmental testing: ≤40mΩ  
 环境测试后: ≤40mΩ

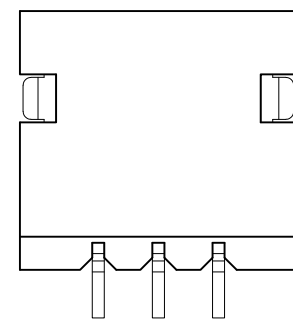
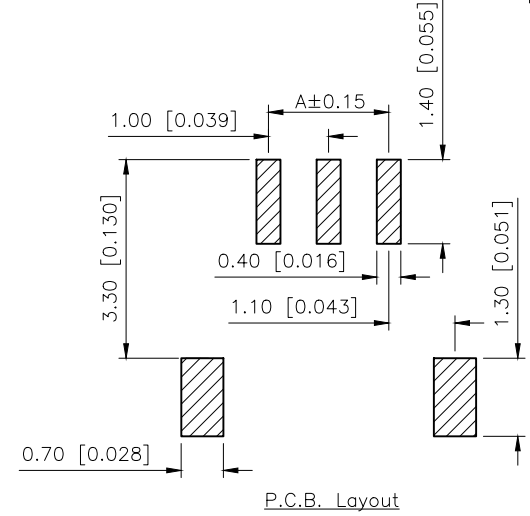


PART NO.:

X1002 W R S-XX B1-9T SN  
 ① ② ③ ④ ⑤ ⑥ ⑦ ⑧

Poles	Dimensions(mm)		
	A	B	C
2	1.00	3.60	2.40
3	2.00	4.60	3.40
4	3.00	5.60	4.40
5	4.00	6.60	5.40
6	5.00	7.60	6.40
7	6.00	8.60	7.40
8	7.00	9.60	8.40
9	8.00	10.60	9.40
10	9.00	11.60	10.40
11	10.00	12.60	11.40
12	11.00	13.60	12.40
13	12.00	14.60	13.40
14	13.00	15.60	14.40
15	14.00	16.60	15.40

- ①Series No
- ②Category:W-Wafer
- ③Welding Board Angle:R-Stright 90°
- ④Welding Way: S-SMT
- ⑤Row No.-Pin No.:XX-02P~20P
- ⑥Plug the Pin & Special NO.:  
B1-Pad, On both sides of the middle position
- ⑦Material:9T-PA9T 94V-0
- ⑧Planting Category:SN-Bright tin plating 70" Min.



X1002WRS-XXB1-9TSN	PA9T UL 94V-0	X1002T-B1
PART NO	Material	Suitable XKB Terminal

AuGLAR	±5°
X.	±0.40
X.x	±0.30
X.xx	±0.20
X.xxx	±0.15
UNSPECIFIED TOLERANCES	



DESIGN	阿树	VIEW:
CHECKED		UNIT: mm/in
APPROVED		SIZE: A4

MODEL TYPE: 1.00mm Crimp Style Connectors
PART NO.: X1002WRS-XXB1-9TSN
DWG NO.:

XKB INDUSTRIAL PRECISION CO., LIMITED

SCALE	PAGE	REVISION
N/A	1/1	A1