BS,C ,201843,566,00

GEN. ST.	01	02	03	04	05	06	07	08	0D	50	60	70	80	90
INT. ST.	10 11	12 13	14 18	20 31	32 33	34 38	39 40	42 43	44 45	46 48	56 70	72 73	75 76	81 82	83 84

LOADING PATTERN MATING SIDE

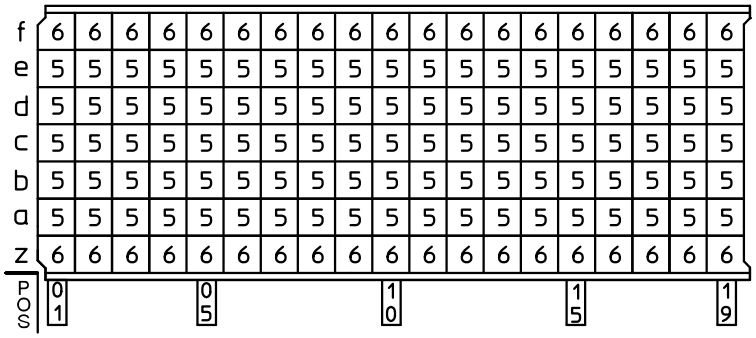

SHEET NR. : 666

LOADED CONNECTOR ASSEMBLY
(FOR EXAMPLE)

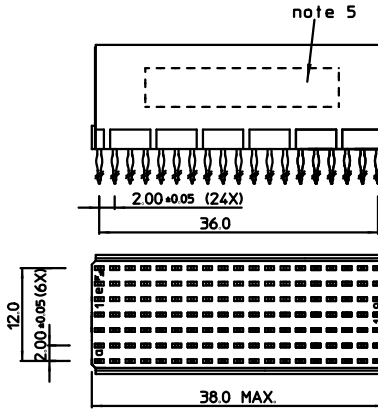

CONTACT OVERVIEW

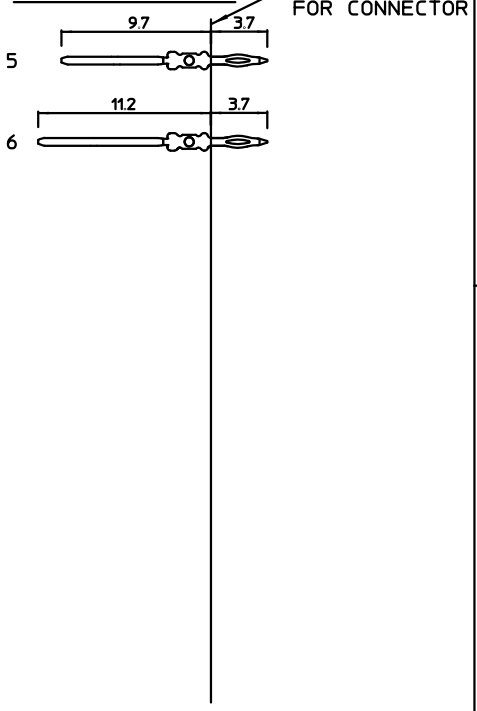

LAY-OUT P.C.B.-HOLE

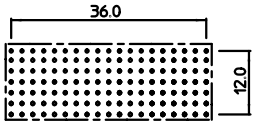

PLATING TABLE

HM2P--

CODE	CONTACT AREA	
E9	1.00 µ Au min over 1.3 µ Ni min.	SHORT
N9	0.80 µ Au min over 1.3 µ Ni min.	SHORT
Z1	0.40 µ Au min over 1.3 µ Ni min.	SHORT
GL	1.00 µ Au min over 1.3 µ Ni min.	REAR
GF	0.80 µ Au min over 1.3 µ Ni min.	REAR
GC	0.40 µ Au min over 1.3 µ Ni min.	REAR

RECOMMENDED PLATED THROUGH HOLE DIMENSIONS

* DIAM.DRILLED HOLE : 0.675/0.725
* DIAM.FINISHED HOLE : 0.55/0.65
* Cu THICKNESS : 25/50µm.
* SnPb THICKNESS : 4/10µm.

NOTES

1. CSA CERTIFIED, FILE NUMBER
2. UL APPROVED, FILE NUMBER E
3. MEASURED AT THE BOTTOM.
4. MATERIAL CONTACT: PHOSPHOR
   HOUSING: CREAM WH
   POLYESTE
5. CONNECTOR PRINTED WITH P/N
6. FOR ACTUAL CONTACT LOADING
   MATING SIDE.

1DEC ±0,2 1DEC
2DEC ±0,1 2DEC
ANGLES ±1° HOEKEN

WE RESERVE THE RIGHT TO CHANGE DIMENSIONS OR REQUIREMENTS WITHOUT PRIOR NOTICE.

ALL DIMENSIONS IN MM

ALLE AFMETINGEN IN MM

APPR.	DATE
DRAFT	19-06-98
CHECKED	
PROD. MGR.	
PR.ENG.MGR.	
PR.MGT.MGR.	

REFERENCES/REFERE

THIS IS OUR EXCLUSIVE PROPERTY. IT IS NOT TO BE COPIED, REPRINTED OR DISCLOSED TO A THIRD PARTY, NOR USED FOR MANUFACTURING WITHOUT OUR WRITTEN CONSENT, AND HAS TO BE RETURNED TO US IN CASE OF NO USAGE

DIT IS ONZE EIGENDOM EN MAG NOCH NAGEMAAKT, HERDRUKT, OVERGEMAAKT AAN DERDEN, NOCH VOOR FABRIKATIE GEBRUIKT WORDEN, ZONDER ONZE SCHRIFTELIJKE TOELATING. BIJ NIET GEBRUIK IS TERUGZENDING VERPLICHT

8 7 6 5 4 3

Downloaded from Arrow.com.