

深圳市晶科鑫实业有限公司

Shenzhen Crystal Technology Industrial Co., Ltd

APPROVAL SHEET

CUSTOMER P/N:	
TYPE:	SMD CRYSTAL
DESCRIPTION:	圆柱 JU3*8 38.000KHz, 12.5pF, $\pm 20\text{ppm}$, -20°C ~ $+70^{\circ}\text{C}$
P N/ SJK:	6K838000F12UB
ENVIRONMENTAL:	<input checked="" type="checkbox"/> RoHS <input checked="" type="checkbox"/> REACH <input checked="" type="checkbox"/> HF <input type="checkbox"/> PAHS <input type="checkbox"/> other
REVISION:	A1 2015-4-8 MOQ: 500pcs
MSL:	Levels 1

SIGNATURE					
SUPPLIER			CUSTOMER		
Issue	Check	Approve	QA	Check	Approve
SJK	15914061251 (Mr. Luo)		Signature		
FAE_EMAIL	sjk-luo@q-crystal.com		Date		
Date			Approve: <input type="checkbox"/> accept <input type="checkbox"/> unaccepted		
Note:					

CRYSTAL RESONANCER



SERIES 6K8 / 3X8MM TUNING FORK WATCH CRYSTAL

1. FEATURE

- Small size

2. APPLICATIONS

- Microprocessor Systems
- Consumer Electronics

3. ELECTRICAL SPECIFICATIONS

Frequency	38.000KHz
Frequency Tolerance (at 25°C)	±20ppm
Load Capacitance(C _L)	12.5PF
ESR	35 KΩ Max
Turnover Temperature	25 ± 2°C
Frequency Temperature Curve	-0.04ppm/°C ² MAX
Operating Temperature Range	-20 °C to +70°C
Storage Temperature Range	20 °C to +70°C
Shunt Capacitance (C ₀)	0.9pF Typ
Dynamic Capacitance (C ₁)	2.0fF Typ
Driver Level (Typical)	1 μW Max
Insulation Resistance	100MΩ MIN at DC100V±15V
Aging @25°C 1 st year (Max)	±3ppm/year max

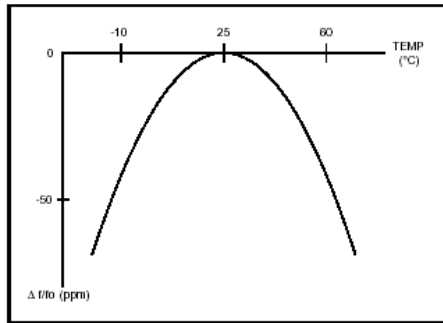
REMARK: SPECIFICATIONS SUBJECT TO CHANGE WITHOUT PRIOR NOTICE. PLEASE CONFIRM WITH OUR SALES ENGINEER.

CRYSTAL RESONANCER

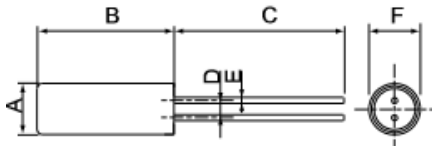


SERIES 6K8 / 3X8MM TUNING FORK WATCH CRYSTAL

4. FREQUENCY VS TEMPERATURE CURVE



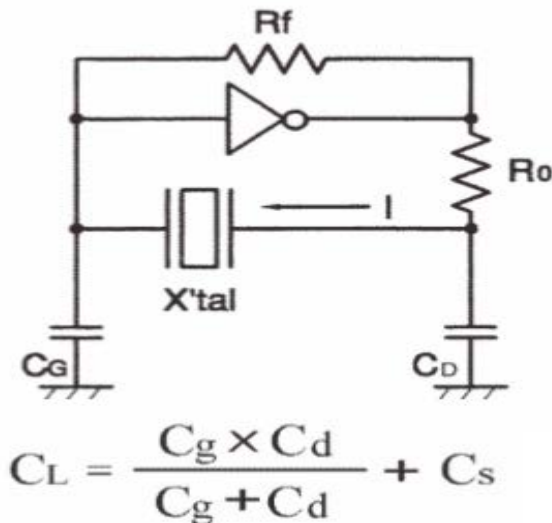
5. PACKING AND DIMENSIONS (Units: mm)



Type	A	B	C	D	E	F
6K6	Ø2.0	6.0±0.3	7.0±0.3	0.7±0.2	0.2±0.1	Ø2.0±0.1
6K8	Ø3.0	8.0±0.3	10.0±0.3	1.1±0.2	0.3±0.1	Ø3.0±0.1



6. OSCILLATION CIRCUIT



CRYSTAL RESONANCER



SERIES 6K8 / 3X8MM TUNING FORK WATCH CRYSTAL

7. Environment-proof • Mechanical property

No	Item	Specifications	Conditions	
1	High temperature storage	$\Delta f/f = \pm 5 \times 10^{-6}$	After storage under 85°C for 500 hrs, measure at room temperature.	1
2	Low temperature storage	$\Delta f/f = \pm 5 \times 10^{-6}$	After storage under -40°C for 500hrs, measure at room temperature	1
3	High temperature and high humidity storage	$\Delta f/f = \pm 5 \times 10^{-6}$	After storage under 60 °C \pm 2 °C , 90 to 95% RH for 500 hrs, measure at room temperature.	1
4	Thermal shock resistance	$\Delta f/f = \pm 5 \times 10^{-6}$	Measured at room temperature after 20 cycles. -25°C \leftrightarrow +80°C for 30 minutes.	1
5	Mechanical shock resistance	$\Delta f/f = \pm 5 \times 10^{-6}$	Measure after free drop of the RESONATOR three times from the height of 75cm onto a wooden board.	2
6	Vibration resistance	$\Delta f/f = \pm 5 \times 10^{-6}$	Amplitude 1.5mm and 10~60Hz with cycle time 2~3 minutes in 3 direction (X,Y,and Z axis)each for 2 hrs.	2
7	Resistance to soldering heat	$\Delta f/f = \pm 5 \times 10^{-6}$	Measured at room temperature after immersing the lead wire in a soldering bath of 300°C \pm 10°C for 5 seconds up to a position where it is 2mm away from the root of the plug.	1
8	Tensile strength of lead wire	$\Delta f/f = \pm 5 \times 10^{-6}$	Apply a load of 500g for 30 seconds in the lead wire's axial direction.	2
9	Bending strength of lead wire	$\Delta f/f = \pm 5 \times 10^{-6}$	Bending cycle : 0° \rightarrow 45° \rightarrow 0° \rightarrow 45° \rightarrow 0°	2
10	Solderability of lead wire	A minimum 95% of the area to be coated with solder	Apply resin-flux contained-solder to a soldering iron of 280 °C \pm 5 °C for 5 seconds.	2

Note:

1. The above tests no. 1 to 9 must be conducted independently (not series tests)
2. *1: Measure after 24 hours soak at room temperature .
3. *2: Measure after 2 hours soak at room temperature .

8. Precautions

(1) Temperature for soldering the lead wire shall not exceed 300°C and the soldering time shall be within 5 seconds.

(2) Position to be soldered : Solder only the position where the lead wire is 1.0mm away from the glass seal.

Do not solder the case.

(3) Cutting, bending and

correction of lead wire: The glass seal shall be free of any crack or other damage which may deteriorate the characteristics of RESONATORS.